






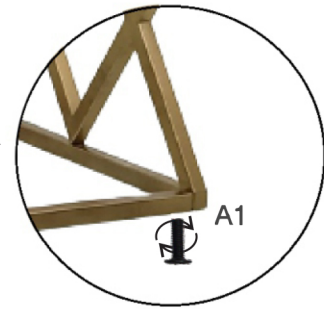
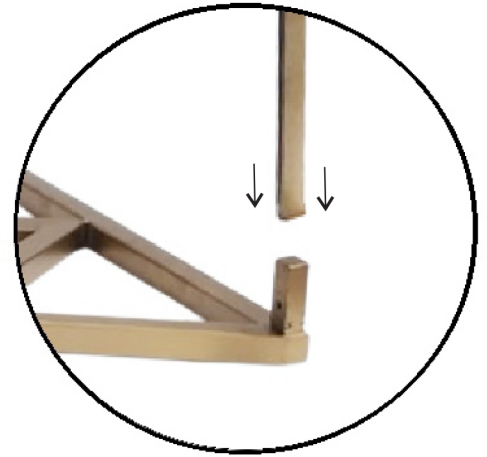
WOHNLING®

Möbel zum Wohlfühlen

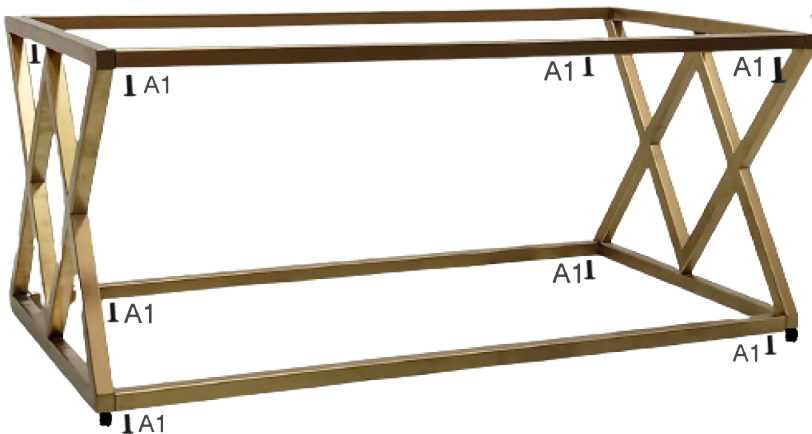
Montageanleitung WL6.619

 2x	Obere Balken/ Top bars  2x	Untere Balken/ Lower bars  2x	 1x	A1  8x	B1  4x
---	--	---	---	---	---

1



2



3



4



5

