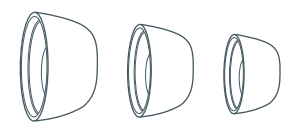
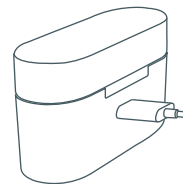


Change earplugs 更换耳塞套

To remove tip, pull firmly.
To attach tip, push until it clicks.
若要取下耳塞套，请用力拉下。
若要装上耳塞套，请按照至契合。



Choose the most comfortable fit your ears.
请选择与你耳朵最贴合舒适的耳塞套。



Charge 充电

Elepods X earphone charge in the case.
Charging case needs to be charged with Type-C charging cable.
Please use USB AC power adapter, which can provide 5V, 500mA or higher output current.
The charging state will be indicated on the screen of the charging box.

Charging time
About 1.5 hours (Earphone)
About 1.5 hours (Charging box)

Elepods X 耳机需在充电盒中充电。
充电盒需要使用Type-C连接线充电。
请使用能够提供5V、500mA或更高输出电流的市售USB交流电源适配器。
充电情况会在充电盒的屏幕上显示。

充电时间
约1.5小时 (耳机)
约1.5小时 (充电盒)

Note: If the earbuds is not charged, please clean the spring pin of charging case and charging copper pole of earbuds with cleaning cotton
如遇耳机不充电情况，请先用清洁棉清洁充电仓弹针和耳机充电锁柱

充电指示灯

仅充电盒充电: 红色
仅左耳机充电: 绿色
仅右耳机充电: 蓝色
仅左右耳机充电: 青色
充电盒+左、右耳机充电: 白色
充电盒+右耳机充电: 黄色
充电盒+右耳机充电: 洋红色

Charging indicator

Charging case only: Red
Left earbud charging only: Green
Right earbud charging only: Blue
Charge left and right earbuds only: Cyan
Charging case + left and right earbuds charging: White
Charging case + left earbud charging: Yellow
Charging case + right earbud charging: Magenta

Specification 本机规格

Power Supply:
DC 3.7V, built-in rechargeable lithium batteries.
DC 5V, charging with USB.
Operating temperature: 0 °C to 40 °C
电源:
直流3.7V, 内置可充电锂电池。
直流5V, 使用USB充电。
工作温度: 0°C至40°C。

Use time
6.5-7 hours of continuous working time (active noise cancellation mode; playing music at moderate volume);
The charging box is equipped with 600mAh battery, which can support 3.0 times of earphone charging and provide an additional 20 hours of endurance.
Note: depending on the CODEC and usage, the usage time may be reduced.
使用时间
长达6.5-7小时连续工作时长 (主动降噪模式; 适度音量下播放音乐);
充电盒配备600mAh电池, 可支持耳机充电3.0次, 额外提供20小时的续航。
注意: 视编解码器和使用情况而定, 使用时间可能会缩短。

Weight:
About 5.1g x 2 (Earphone)
About 42.5g (Charging box)

重量:
约5.1g x 2 (耳机)
约42.5g (充电盒)

Communication specification 通讯规格

Bluetooth 5.0
Power Class 1
Maximum communication range 20m
Frequency band 2.4GHz (2,400ghz-2,4835ghz)
Transmit power < 20dbm
Compatible with Bluetooth protocol A2DP / AVRCP / HFP / HSP
Support CODEC SBC / AAC
Transmission range (A2DP) 20Hz-20KHz (sampling rate 44.1KHz)
蓝牙5.0
功率等级1
最大通讯范围 20m
频率波段2.4GHz (2,400GHz-2,4835GHz)
发射功率<20dBm
兼容蓝牙配置协议 A2DP/AVRCP/HFP/HSP
支持编解码器 SBC/AAC
传输范围 (A2DP) 20Hz-20KHz (采样率44.1kHz)

Items in package

Bluetooth ANC stereo earphone * 1
Charging box * 1
USB type-C cable * 1
Comfortable earplugs S * 2, M * 2, L * 2
User manual * 1

包装内物品

蓝牙降噪立体声耳机 * 1
充电盒 * 1
USB Type-C连接线 * 1
舒适耳塞 S*2, M*2, L*2
用户手册 * 1

关于降噪功能 About Active Noise Cancellation


The Active Noise Cancellation module senses the external environment noise through the built-in microphone, and produces a sound with the same intensity but opposite direction to offset the environment noise.
The noise reduction effect may not be obvious in very quiet environment, or some noise may be heard.
The noise reduction function is mainly used for the noise in the low frequency band. Although the noise is reduced, it will not be completely eliminated.
Depending on the way you wear the earphone, the noise reduction effect may be different or a tone may sound. If this happens, please remove the earphone and put it on again.
Do not cover the microphone with hands or other objects, which may affect the normal operation of noise reduction function or ambient sound mode

降噪功能通过内置麦克风感测到外部环境噪音, 并产生强度相当但方向相反的声音来抵消环境噪音。
降噪效果在很安静的环境下可能不明显, 或可能听到一些噪音。
降噪功能主要用于低频率波段中的噪音, 尽管噪音减少, 但不会完全消除。
视佩戴本机的方式而定, 降噪效果可能会有所不同或可能发出提示音, 如果发生这种情况, 请取下本机后再次戴上。
请勿用手或其他物体盖住本机的麦克风, 这样会影响降噪功能或环境音模式的正常运作。

ANC TWS User Manual

蓝牙降噪立体声耳机 用户手册

Compatible with iOS Android and Windows
兼容iOS Android 和 Windows



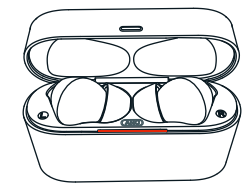
1

Turn on Bluetooth

Turn on Bluetooth in the settings interface

打开蓝牙

在设置界面打开蓝牙



2

Open Elepods X box

a: Open box, the earbuds enter pairing mode.

If the Red LED flash slowly when open the box, the power is enough.
If the Red LED flash fast when open the box, the power is low, please charge the box in time.

打开Elepods X 充电盒

a: 耳机进入配对状态

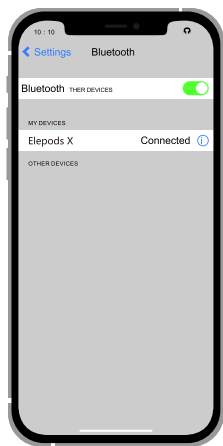
打开充电盒, 如果红色LED慢闪(15秒)则充电盒电量充足, 如果红色LED快闪(7秒), 请及时给充电盒充电。

Elepods X indicator

Power on: Green light flashes 3 times
Unconnected: Green light flashing slowly
Connected: Green light off
Low power: Green light on 3s then off 3s, repeat in turn

耳机指示灯

开机: 绿灯闪3下
未连接: 绿灯慢闪
连接: 绿灯灭
耳机电量低: 绿灯亮两3秒, 灭3秒, 依次循环



3

Connect to Elepods X

a: Find Elepods X in Bluetooth
b: Click Elepods X to connect

连接Elepods X

a: 在蓝牙中找到 Elepods X
b: 点击 Elepods X 并连接

Note: If the earphone have been connected with a phone and the Bluetooth is on, open the cover of the charging box and the earphone will connect the phone automatically

如已经连接过, 手机蓝牙为开启状态, 打开充电盒盖子, 耳机会自动回连手机

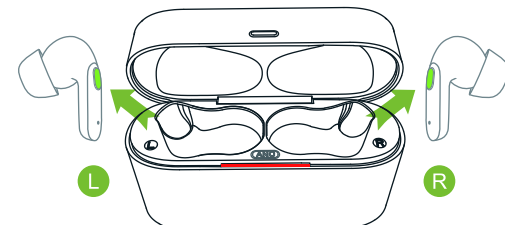
4

Enjoy your music

a: Take out your earphone from charging box
b: Put on your earphone properly

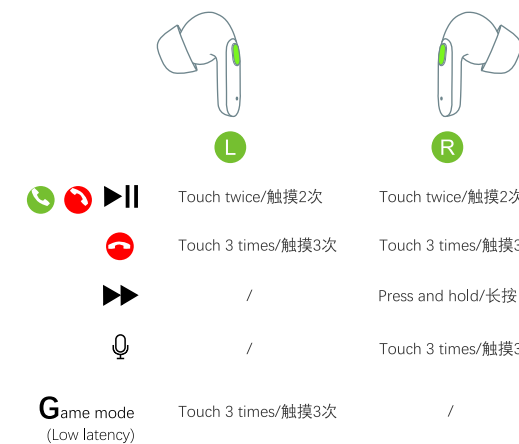
享受您的音乐

a: 取出 Elepods X 耳机
b: 佩戴舒适



*耳机在充电仓外且未连接状态下3分钟后耳机关机

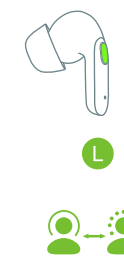
*The earphone will turn off after 3 minutes when the headset is outside the charging box and it's not connected with any handset.



Game mode (Low latency)
Touch 3 times/触摸3次 /

Active Noise Cancellation Control 主动降噪控制

Press and hold/长按



Press and hold

Switch between ambient sound mode, Active Noise Cancellation mode, and sport mode.

长按

在[环境音], [主动降噪], [运动]模式之间切换

Note:

When walking, driving or cycling, please do not use ANC earbuds, otherwise it may cause traffic accidents. If you have to use it, please select the ambient sound mode. Do not use in dangerous places unless you can hear the voices around you.
行走、驾驶或骑车时, 请勿使用本机, 否则可能会造成交通事故, 如必须使用, 请选择环境音模式。请勿在危险场所使用, 除非能够听见周围的声音。