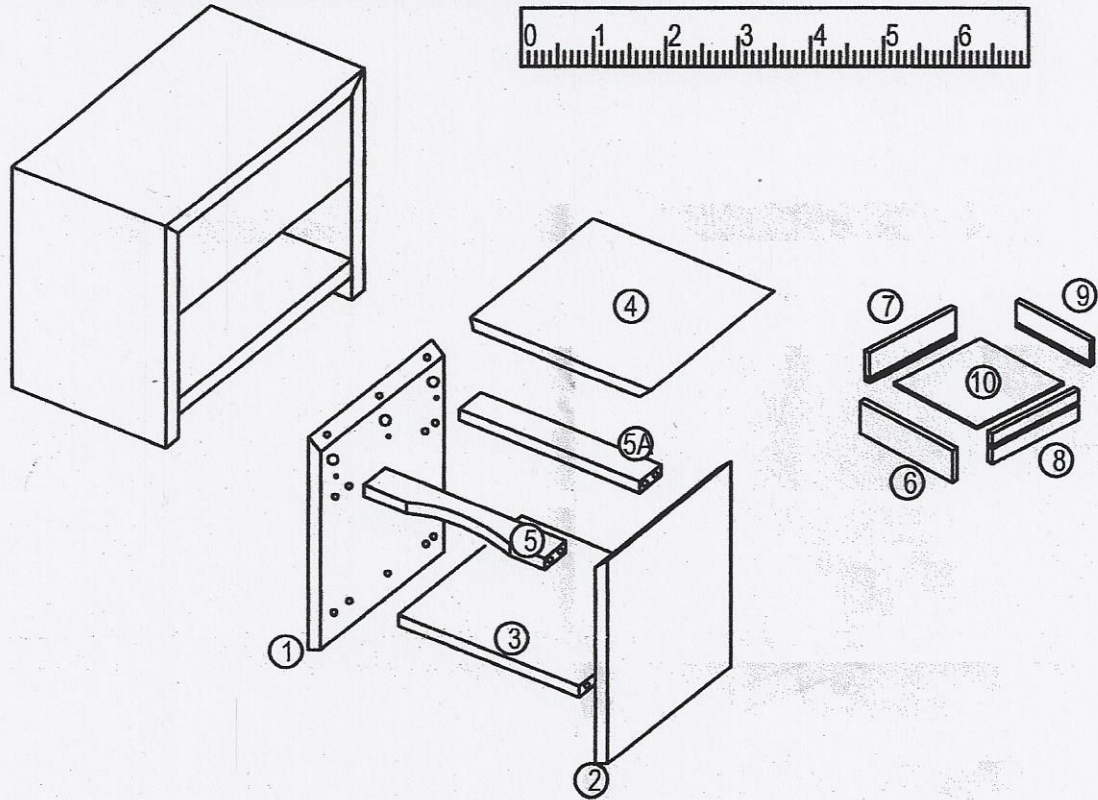


27-85-205

MONTAGEANLEITUNG ASSEMBLY INSTRUCTION

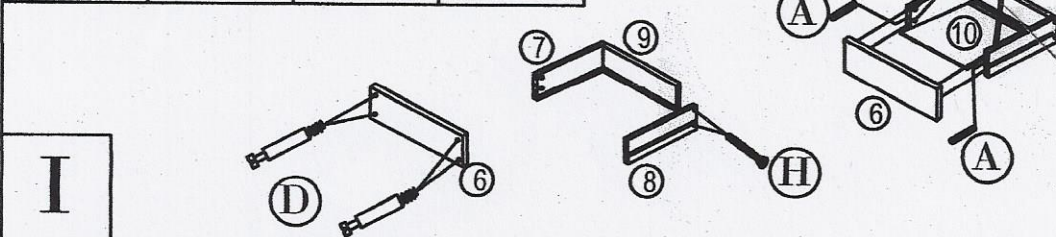








NACHTKONSOLE JULIJA RELITA



A Ø8x35 10	B 6	C Ø15x12 26	D 14	E 2	F 6	G 2	H 4x30 4
-----------------------------	-------------------	------------------------------	--------------------	-------------------	-------------------	-------------------	---------------------------

A Ø8x35 2	D 4	C Ø15x12 4	H 4x30 4
----------------------------	-------------------	-----------------------------	---------------------------



(A)  Ø8x35 8	(B)  6	(C)  Ø15x12 22	(D)  10	(E)  2	(G)  6
---	--	---	---	--	---

