

aune

**SC1** Audio Clock

User Manual

# Preface

## Dear Customers:

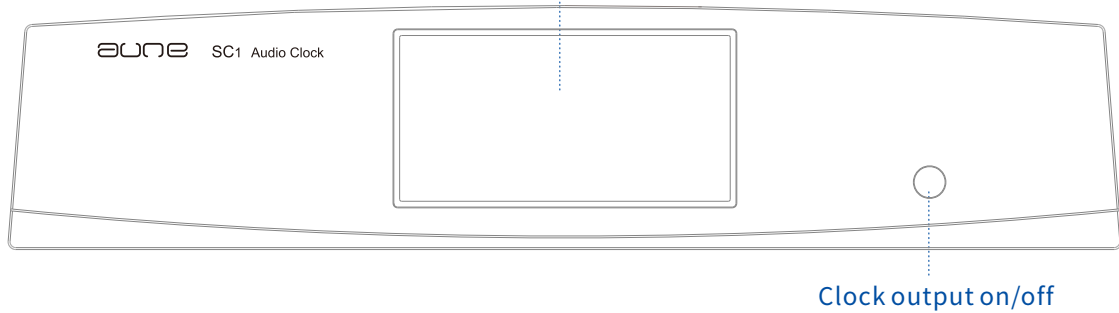
Thanks for purchasing the aune SC1 and congratulations on choosing this high-quality audio clock.

We sincerely hope the SC1 will bring you excellent Hi-Fi experience.

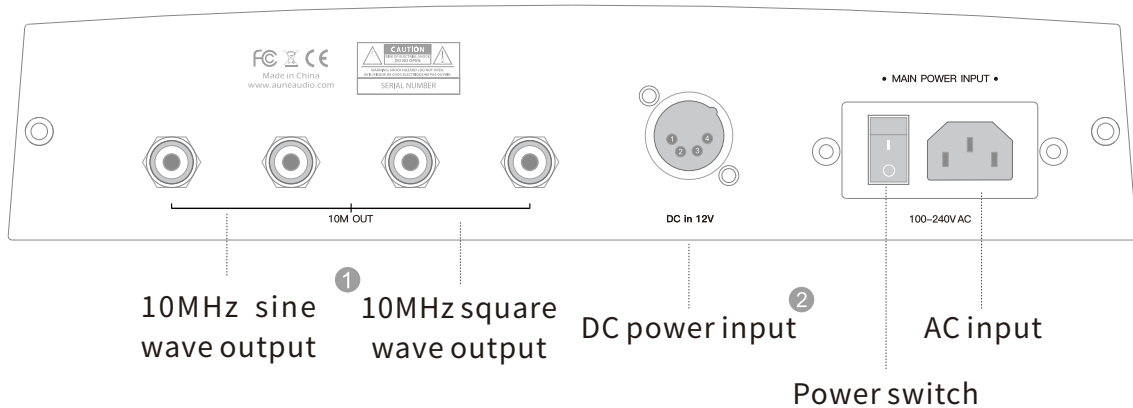
Please read this manual carefully before using the device.

# SC1 at a Glance

Warm-up indicators:  
Red “WARM”: warming up  
White “RTF ON”: warmed up

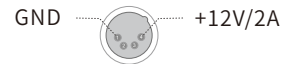


# SC1 at a Glance



① The 4 clock outputs can work simultaneously.

② DC input definition:



# Introduction

The SC1 is a high-steady-state low-jitter audio clock designed to provide high-quality clock signals to digital audio devices. The four 10MHz outputs (sine wave\*2, square wave\*2) can work simultaneously.

## Misc

Enclosure material: premium machined and anodized aluminum

DC supply: 12V 2A

Power: <20W

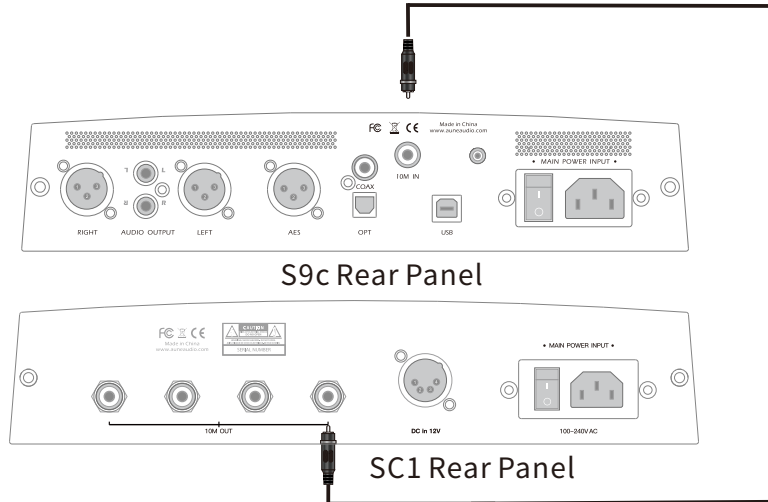
# Specifications

Output Frequency	10MHz*4
Output Power	10MHz >7dBm (50Ω)
Output Waveform	2*Square wave/2*Sine wave
Frequency Accuracy (factory)	< ±0.02ppm
Jitter (OXCO output)	<200Fs BW 1Hz-1MHz
Warm-up Time	Basic warm-up: 5min
Phase Noise	< -100dB c@ 1Hz offset < -125dB c@ 10Hz offset < -145dBc @ 100Hz offset < -155dB c@ 1 kHz offset < -160dBc @ above 10kHz offset
Ambient Temperature	Normal functioning: 0°C-50°C Recommended: 15°C-35°C
Size	288W x 211 D x 63 H (mm)
Weight	2kg

# Operations

## Clock Output

Use a BNC cable (75Ω) to connect the S9c and the SC1. Enable clock input on the S9c.



aune

aune | 430034 WUHAN | CHINA

Email: [sales@auneaudio.com](mailto:sales@auneaudio.com) | Fax: +86-27-85840435 | [www.auneaudio.com](http://www.auneaudio.com)