



ECCORR

LOWOOD

Polyurethane faux wood beams

Polyurethane faux wood decorative beams that are often called polyurethane beams or false beams “imitation of wood” are used for providing the premise with Your individual style.

Contrary to, for instance, wooden beams, our elegant and modern polyurethane products have a range of substantial advantages both from the point of view of esthetics and practical use:

- price;
- lightness which significantly eases installing and does not increase load on structural frame;
- quality continuance – equal geometrical dimensions and coating quality;
- great choice of ready-made solutions;
- easy to install – easy to cut off, and they are mounted on any kinds of surfaces, they do not require qualified craft and expensive tools for mounting;
- they are not affected by fungus and insects;
- they are not affected by the changes of geometrical form and aging;
- they have U-channel - this helps to hide wiring, communications, tubes and surface faults;
- they are moisture-resistant and do not absorb odors.

DecoWood beams are produced in Ukraine: this original product which combines respectable European quality and price availability of domestic manufacturer. Material the beams are made of is polyurethane structural foam. It is a light and sound material with perfect decorative and consumer qualities, with high rate of safety and environmental compatibility.

There exist three variants of beam length: 2000, 3000, 4000 mm, which allow successfully combine beams in premises of any square with minimum losses due to “cuts”. Four cross-section dimensions and three finishing colors help to embody any designer’s idea. Using of decorative elements – consoles, mating elements, belts with smithery imitation – make the interior monolithic and complete.

Entrusting your choice to DecoWood brand You get a top quality product which allows You to enjoy Your interior for a long time.



1



2



3

- 1. Rustic Beams
- 2. Beams "Modern"
- 3. Retro Beams



Rustic Beams



For further painting
Length: 2000, 3000, 4000 mm



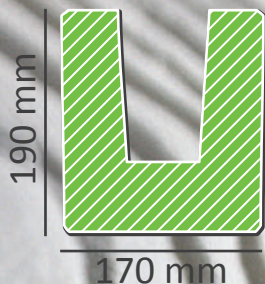
Light
Length: 2000, 3000, 4000 mm



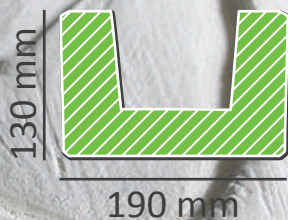
Dark
Length: 2000, 3000, 4000 mm

All beams are plugged from one side.
To attain natural wood effect the product
external dimensions may vary up to ± 6 mm

EQ 004



EQ 005



EQ 006



EQ 007





EQ 015
for further painting
220×170×190 mm



EQ 015
light
220×170×190 mm



EQ 015
dark
220×170×190 mm



EQ 016
for further painting
140×120×120 mm



EQ 016
light
140×120×120 mm



EQ 016
dark
140×120×120 mm



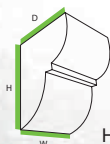
EQ 017
for further painting
100×90×60 mm



EQ 017
light
100×90×60 mm



EQ 017
dark
100×90×60 mm



H×W×D (Height × Width × Depth)



Beams "Modern"



For further painting
Length: 2000, 3000, 4000 mm



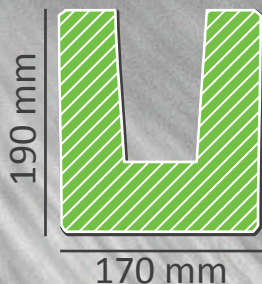
Light
Length: 2000, 3000, 4000 mm



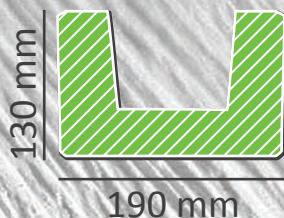
Dark
Length: 2000, 3000, 4000 mm

All beams are plugged from one side.
To attain natural wood effect the product
external dimensions may vary up to ± 6 mm

ED 104



ED 105



ED 106



ED 107





ED 015
for further painting
220×170×190 mm



ED 015
light
220×170×190 mm



ED 015
dark
220×170×190 mm



ED 016
for further painting
140×120×120 mm



ED 016
light
140×120×120 mm



ED 016
dark
140×120×120 mm



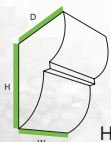
ED 017
for further painting
100×90×60 mm



ED 017
light
100×90×60 mm




ED 017
dark
100×90×60 mm




H×W×D (Height × Width × Depth)



Retro Beams



For further painting
Length: 2000, 3000, 4000 mm



EF 205



Light
Length: 2000, 3000, 4000 mm



EF 206



Dark
Length: 2000, 3000, 4000 mm



EF 207

All beams are plugged from one side.
To attain natural wood effect the product
external dimensions may vary up to ± 6 mm



bronze



metallic

Decorative belt
P01
1000×40 mm



light




Paint
100 ml

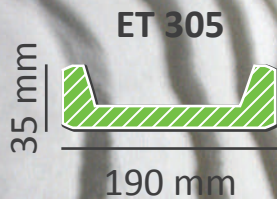
dark



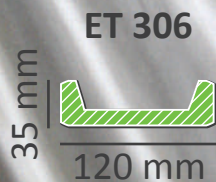
Rustic Panels



ET 305
190×35×2000 mm
190×35×3000 mm



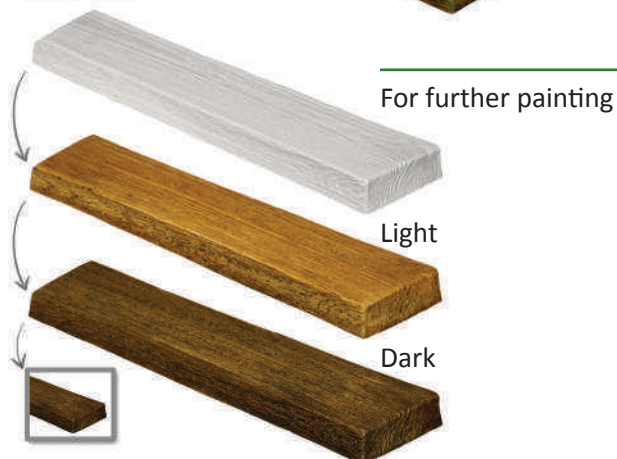
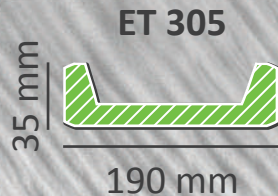
ET 306
120×35×2000 mm
120×35×3000 mm



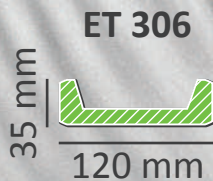
Panels "Modern"



ET 405
190×35×2000 mm
190×35×3000 mm



ET 406
120×35×2000 mm
120×35×3000 mm



Decorative beams in the interior



Polyurethane faux wood beams mounting guidance



Except for faux wood beams themselves the following accessories shall be applied during mounting: wooden wedges (in an amount of: one piece per one running meter of a beam), adhesive for polyurethane (tube per 8-10 molding meters), decorative joint strips. Also the following tools and expandable materials are required: tape measure, pencil, hack-saw with small teeth for beam cutting, screw gun with screw driver bit No. 2, hammer drill, hammer, self-tapping screws for wood (35-45 mm) in amount of wedges, wall plug in amount of wedges (8-10 sm, depending on beam and wedge thickness).

1. Prepare small wooden blank in form of wedge. The blank must correspond the dimension of beam You have chosen

2. Bore Your blank at the center and fix it on the ceiling.

3. It is necessary to apply adhesive on the beam (it is recommended to use specific adhesive for polyurethane). The beam must be fixed to the blank with screws.

4. Place blanks every 1 meter.

5. Insofar as after fixing there may be visible joints and attaching points on the beam, You may need decorative belt which imitates old smithing or console.



1



2



3



4



5