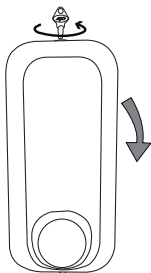
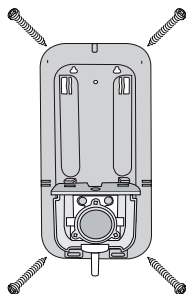
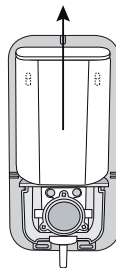


# INSTRUCTIONS



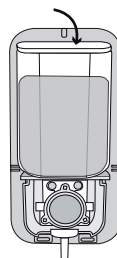
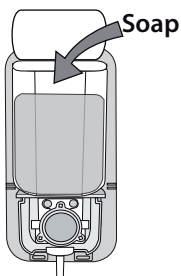
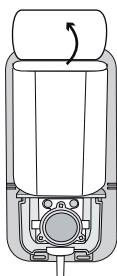
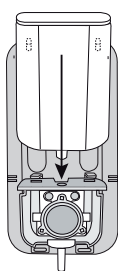
Aprire il dispenser con la chiave in dotazione ed estrarre la vaschetta.

*Open the dispenser with the supplied key and extract the tray*




Fissare il dispenser alla parete con le viti in dotazione, utilizzando gli appositi fori.

*Install the dispenser to the wall with the screws-kit, using the fixing holes*



Fissare la vaschetta al dispenser, sollevare il coperchio, versare il sapone e chiudere il coperchio.

*Fix the tray to the dispenser, open the lid, refill with soap and close the lid.*



Chiudere il dispenser e premere lentamente più volte il pulsante fino alla fuoriuscita del sapone.

*Close the dispenser and push slowly the button until dispensing soap.*

Si raccomanda di effettuare regolarmente la pulizia del dispenser per garantirne un'igiene ottimale. È consigliabile utilizzare un panno morbido umido per rimuovere la polvere. Se necessario utilizzare poco detergente neutro diluito e passare più volte un panno morbido umido fino a completa rimozione del detergente stesso.

*Regular cleaning of the dispenser is recommended in order to guarantee optimal hygiene. Use of a damp cloth is recommended to remove dust and eventual residues. If necessary, use a little diluted neutral detergent and wipe several times with a soft damp cloth until the detergent is completely removed.*