

BLINDNIETE

PRODUKTÜBERSICHT UND DATENBLÄTTER

BLIND RIVETS

PRODUCT GUIDE AND DATA SHEETS

RIVETS

PRODUITS ET DONNÉES TECHNIQUES

UNTERNEHMENSÜBERBLICK

COMPANY OVERVIEW / PRÉSENTATION DE LA SOCIÉTÉ



TECHNIK TECHNICS TECHNIQUE				6 - 9
STANDARD BLINDNIETE / BLIND RIVETS / RIVETS AVEUGLES				10
	Aluminium / Stahl verzinkt	Flachkopf / Domed head / Tête plate	ISO 15977	11 - 14
	Aluminium / Steel zinc plated	Großkopf / Large head / Tête large		15 - 17
	Aluminium / Acier zingué	Senkkopf / Countersunk / Tête fraisée	ISO 15978	18 - 19
	Aluminium / Aluminium	Flachkopf / Domed head / Tête plate	ISO 15981	20 - 21
	Aluminium / Aluminium	Senkkopf / Countersunk / Tête fraisée	ISO 15982	22
	Aluminium / Aluminium			
	Aluminium / Edelstahl A2	Flachkopf / Domed head / Tête plate		23 - 24
	Aluminium / Stainless steel A2	Großkopf / Large head / Tête large		25
	Aluminium / Acier inox A2	Senkkopf / Countersunk head / Tête fraisée		26 - 27
	Stahl verzinkt / Stahl verzinkt	Flachkopf / Domed head / Tête plate	ISO 15979	28 - 30
	Steel zinc plated / Steel zinc plated	Großkopf / Large head / Tête large		31
	Acier zingué / Acier zingué	Senkkopf / Countersunk head / Tête fraisée	ISO 15980	32 - 33
	Kupfer / Stahl verzinkt	Flachkopf / Domed head / Tête plate	ISO 15982	34
	Copper alloy / Steel zinc plated			
	Cuivre alliage / Acier zingué			
	Kupfer / Bronze	Flachkopf / Domed head / Tête plate	ISO 15982	35
	Copper alloy / Bronze			
	Cuivre alliage / Bronze			
	Edelstahl A2 / Edelstahl A2	Flachkopf / Domed head / Tête plate	ISO 15983	36 - 38
	Stainless steel A2 / Stainless steel A2	Großkopf / Large head / Tête large		39
	Acier inox A2 / Acier inox A2	Senkkopf / Countersunk head / Tête fraisée	ISO 15984	40 - 41
	Edelstahl A4 / Edelstahl A4	Flachkopf / Domed head / Tête plate		42 - 43
	Stainless steel A4 / Stainless steel A4			
	Acier inox A4 / Acier inox A4			
	Monel® verzinkt / Stahl verzinkt	Flachkopf / Domed head / Tête plate		44 - 45
	Monel® zinc plated / Steel zinc plated	Senkkopf / Countersunk head / Tête fraisée		
	Monel® zingué / Acier zingué			
	Monel® verzinkt / Edelstahl A2	Flachkopf / Domed head / Tête plate		46
	Monel® zinc plated / Stainless steel A2			
	Monel® zingué / Acier inox A2			
MULTI MEHRBEREICHSBLENDNIETE / MULTIGRIP BLIND RIVETS / RIVETS MULTI SERRAGE				47
	Aluminium / Stahl verzinkt	Flachkopf / Domed head / Tête plate		48 - 49
	Aluminium / Steel zinc plated	Großkopf / Large head / Tête large		50
	Aluminium / Acier zingué	Senkkopf / Countersunk head / Tête fraisée		51
	Aluminium / Edelstahl A2	Flachkopf / Domed head / Tête plate		52
	Aluminium / Stainless steel A2	Großkopf / Large head / Tête large		53
	Aluminium / Acier inox A2	Senkkopf / Countersunk head / Tête fraisée		54
	Stahl verzinkt / Stahl verzinkt	Flachkopf / Domed head / Tête plate		55
	Steel zinc plated / Steel zinc plated	Großkopf / Large head / Tête large		56
	Acier zingué / Acier zingué			

	Edelstahl A2 / Edelstahl A2 Stainless steel A2 / Stainless steel A2 Acier inox A2 / Acier inox A2	Flachkopf / Domed head / Tête plate	57
RAINBOW STANDARD BLINDNIETE / BLIND RIVETS / RIVETS AVEUGLES			58
	Aluminium / Stahl verzinkt Aluminium / Steel zinc plated Aluminium / Acier zingué	Flachkopf / Domed head / Tête plate RAL 9010 weiß / white / blanc	59 - 62
	Aluminium / Stahl verzinkt Aluminium / Steel zinc plated Aluminium / Acier zingué	Flachkopf / Domed head / Tête plate RAL 9005 schwarz / black / noir	63 - 66
RAINBOW MULTI MEHRBEREICHSBINDNIETE / MULTIGRIP BLIND RIVETS / RIVETS MULTI SERRAGE			
	Aluminium / Stahl verzinkt Aluminium / Steel zinc plated Aluminium / Acier zingué	Flachkopf / Domed head / Tête plate RAL 9010 weiß / white / blanc	67 - 68
	Aluminium / Stahl verzinkt Aluminium / Steel zinc plated Aluminium / Acier zingué	Flachkopf / Domed head / Tête plate RAL 9005 schwarz / black / noir	69 - 70
CUP DICHT-BECHERBLINDNIETE / SEALED BLIND RIVETS / RIVETS ÉTANCHES			71
	Aluminium / Stahl leicht gefettet Aluminium / Steel with protection layer Aluminium / Acier légèrement layer	Flachkopf / Domed head / Tête plate Großkopf / Large head / Tête large Senkkopf / Countersunk head / Tête fraisée	72 73 74
	Aluminium / Aluminium Aluminium / Aluminium Aluminium / Aluminium	Flachkopf / Domed head / Tête plate Senkkopf / Countersunk head / Tête fraisée	75 76
	Aluminium / Edelstahl A2 Aluminium / Stainless steel A2 Aluminium / Acier inox A2	Flachkopf / Domed head / Tête plate Senkkopf / Countersunk head / Tête fraisée	77 78
	Stahl verzinkt / Stahl verzinkt Steel zinc plated / Steel zinc plated Acier zingué / Acier zingué	Flachkopf / Domed head / Tête plate	79
	Kupfer / Stahl leicht gefettet Copper alloy / Steel with protection layer Cuivre alliage / Acier légèrement layer	Flachkopf / Domed head / Tête plate	80
	Kupfer / Edelstahl A2 Copper alloy / Stainless steel A2 Cuivre alliage / Acier inox A2	Flachkopf / Domed head / Tête plate	81
	Edelstahl A2 / Edelstahl C1 Stainless steel A2 / Stainless steel C1 Acier inox A2 / Acier inox C1	Flachkopf / Domed head / Tête plate Großkopf / Large head / Tête large	82

INHALTSVERZEICHNIS / TABLE OF CONTENTS / TABLE DES MATIÈRES


	Edelstahl A2 / Duplex Stainless steel A2 / Duplex Acier inox A2 / Duplex	Flachkopf / Domed head / Tête plate	84
	Edelstahl A4 / Duplex Stainless steel A4 / Duplex Acier inox A4 / Duplex	Flachkopf / Domed head / Tête plate	85
RILLI GERILLTE BLINDNIETE / GROOVED BLIND RIVETS / RIVETS CANNELÉS			86
	Aluminium / Stahl verzinkt Aluminium / Steel zinc plated Aluminium / Acier zingué	Flachkopf / Domed head / Tête plate	87
STAR SPREIZBLINDNIETE / PEEL BLIND RIVETS / RIVETS ÉCLATÉS			88
	Aluminium / Stahl verzinkt Aluminium / Steel zinc plated Aluminium / Acier zingué	Flachkopf / Domed head / Tête plate	89
	Edelstahl A2 / Edelstahl A2 Stainless steel A2 / Stainless steel A2 Acier inox A2 / Acier inox A2	Flachkopf / Domed head / Tête plate	90
TRI-GO PRESSLASCHEN-BLINDNIETE / TRIPLE CLAW BLIND RIVETS / RIVETS TRIPLE			91
	Aluminium / Aluminium Aluminium / Aluminium Aluminium / Aluminium	Flachkopf / Domed head / Tête plate	92
	Stahl verzinkt / Stahl verzinkt Steel zinc plated / Steel zinc plated Acier zingué / Acier zingué	Flachkopf / Domed head / Tête plate	93
TRE-GO PRESSLASCHEN-BLINDNIETE / TRIPLE CLAW BLIND RIVETS / RIVETS TRIPLE			94
	Aluminium / Aluminium Aluminium / Aluminium Aluminium / Aluminium	Flachkopf / Domed head / Tête plate	95
HAMMER HAMMERSCHLAGBLINDNIETE / HAMMER DRIVE BLIND RIVETS / RIVETS EXPANSÉS			96
	Aluminium / Edelstahl A2 Aluminium / Stainless steel A2 Aluminium / Acier inox A2	Flachkopf / Domed head / Tête plate	97
GERÄTEMATRIX / TOOL SELECTION GUIDE APPAREILS OLEOPNEUMATIQUES POUR RIVETS			98
NIETWERKZEUGE / RIVETING TOOLS / OUTILS POUR RIVETS			99 - 101

PRÜFUNGEN NACH ISO 14589 TESTS ACCORDING ISO 14589 TESTS SELON ISO 14589

Die ISO 14589 beinhaltet die folgenden Prüfungen.

This inspection ISO 14589 includes the following points.

La norme ISO 14589 comporte les essais suivants.




Schertest
Shearing test
Essai de résistance au cisaillement



Zugtest
Tensile test
Essai de résistance à la traction



Test Nietdornausdrückkraft
Mandrel push out test
Essai de retenue de la tête de rivet



Test Nietdornbruchkraft
Mandrel breaking test
Essai de rupture de la tige



Test Restnietdornverriegelung
Mandrel retaining test
Essai de résistance au désassemblage de la tige

Prinzip des Scher- und Zugversuchs

Der Versuch besteht aus einer Beanspruchung eines Blindnietes, der in einer Prüfvorrichtung vernietet ist, mit einer Scherkraft oder Zugkraft bis zum Bruch.

Prinzip der Prüfung der Nietdornausdrückkraft

Der Versuch besteht aus einer axialen Belastung des Nietdornes von der Kopfseite des Blindnietes her, bis er ausgedrückt wird.

Prinzip der Prüfung der Nietdornbruchkraft

Der Versuch besteht in der Belastung des aus der Niethülse entfernten Nietdornes in einer Prüfvorrichtung durch eine Zugkraft, bis Bruch eintritt.

Prinzip der Prüfung der Restnietdornverriegelungsfähigkeit

Die Prüfung besteht in einer axialen Belastung des Nietdornes, von der Kopfseite des vernieteten Nietes her, bis zum Erreichen der Kopf-Rückhaltekraft.

Alle Angaben erfolgen in Newton, $1\text{kp} = 9,80665\text{ N (10 N)}$.

Für jede gelieferte Charge händigt GOEBEL auf Anfrage die Testergebnisse aus. Mit den Prüfungen wird sichergestellt, dass nur einwandfreie Ware ausgeliefert wird und der Kunde eine prozesssichere Verarbeitung gewährleisten kann.

PRÜFUNGEN NACH ISO 14589 TESTS ACCORDING ISO 14589 TESTS SELON ISO 14589

Principle of shear and tensile tests

The tests consist of straining a blind rivet which is set in a test fixture by a shear load or tensile load to failure.

Principle of mandrel push out resistance test (prior to setting)

The test consists of loading the mandrel axially from the head side of a blind rivet until it is pushed out.

Principle of the mandrel break load test

The test consists of straining the mandrel removed from the rivet body in a test fixture by a tensile load to fracture.

Principle of head retention capability test

The test consists of loading the mandrel axially, from the head side of a set blind rivet up to the head retention load.

All details in Newton, 1kp = 9,80665 N (10N)

For every delivered batch GOEBEL is able to handout the inspection report.

With this procedure it is guaranteed that only tested items will be delivered for a customers safe treatment.

Principe du test de résistance au cisaillement et à la traction

Le test consiste à évaluer la résistance au cisaillement et à la traction d'un rivet jusqu'à ce qu'il casse, celui-ci étant posé dans l'appareil de test.

Principe du test de retenue de la tête du rivet

Le test consiste à exercer une charge axiale au niveau de la tête du rivet jusqu'à ce que la tige sorte.

Principe du test de rupture de la tige

Le test consiste à exercer avec l'appareil de test une traction sur la tige sortie du rivet jusqu'à ce que celle-ci se casse.

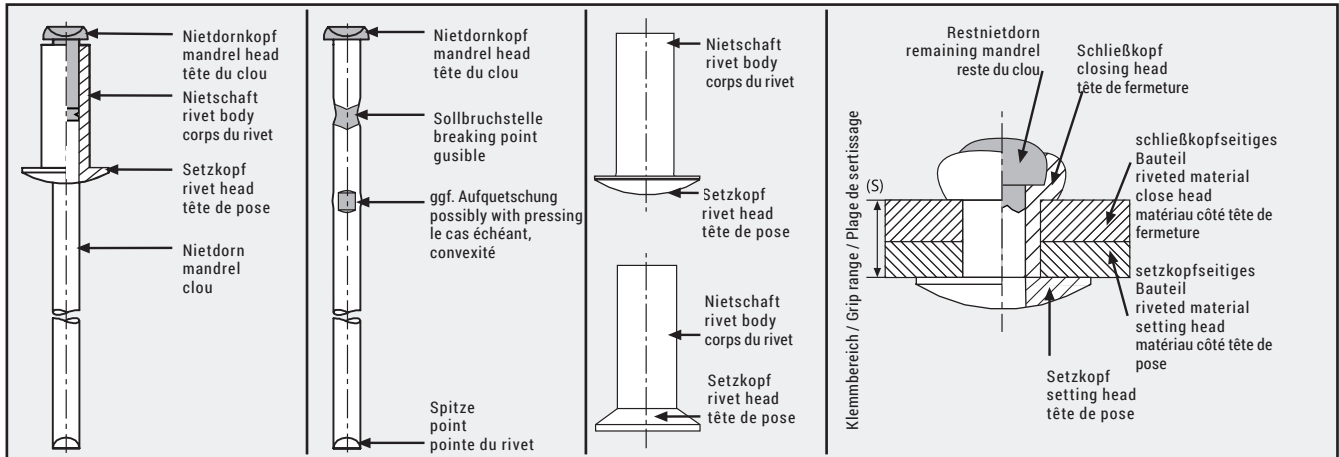
Principe du test de résistance de la sécurisation du restant de la tige dans le rivet

Le test consiste à exercer une charge axiale sur la tête du rivet posé. Le test est effectué jusqu'à ce que le reste de la tige bien sécurisé sorte du rivet.

Toutes les informations sont données en Newton. 1kp = 9,80665 N (10N).

Le résultat des essais de chaque charge pourra être joint sur demande à la livraison. De part ces essais, il pourra être assuré que seul un produit irrécusable sera livré et que nos client puissent assurer un traitement fiable.

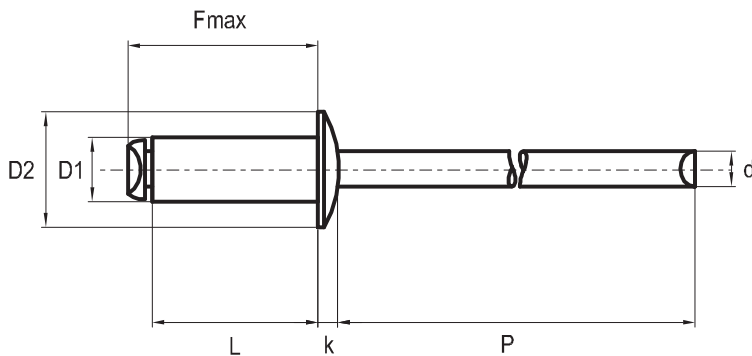
TECHNISCHE ERKLÄRUNGEN TECHNICAL EXPLANATIONS EXPLICATIONS TECHNIQUES



	<p>Klembereich der Niete. Grip range of the rivet. Plage de sertissage du rivet.</p>
	<p>Die Angaben der Scherkräfte (N = Newton) im Katalog sind Mindestwerte, ermittelt nach Testmethode ISO 14589 (2000), welche der Niet im Mittel einer definierten Prüfreihe einhält.</p> <p>The named shearing strength (N = Newton) in this catalogue are minimum values, determined according to test method ISO 14589 (2000), which the rivet meets on average in a defined test series.</p> <p>Les données des forces de cisaillement (N = Newton) figurant dans le catalogue sont des valeurs minimales, déterminées conformément à la méthode d'essai ISO 14589 (2000), dont le rivet respecte les valeurs moyennes d'une suite de tests définis.</p>
	<p>Die Angaben der Zugkräfte (N = Newton) sind Mindestwerte, ermittelt nach Testmethode ISO 14589 (2000), welche der Niet im Mittel einer definierten Prüfreihe einhält.</p> <p>The named tensile strength (N = Newton) in this catalogue are minimum values, determined according to test method ISO 14589 (2000), which the rivet meets on average in a defined test series.</p> <p>Les données des forces de traction (N = Newton) figurant dans le catalogue sont des valeurs minimales, déterminées conformément à la méthode d'essai ISO 14589 (2000), dont le rivet respecte les valeurs moyennes d'une suite de tests définis.</p>

(1 kp ≈ 10 N)

BLINDNIETE BLIND RIVETS RIVETS AVEUGLES



Sollten Sie Qualitäten, Materialkombinationen oder Abmessungen benötigen, welche nicht in diesem Katalog aufgeführt sind, so bitten wir um Ihre Anfrage.

Es besteht auch die Möglichkeit, für Ihre spezielle Anwendung, Blindniettypen zu entwickeln. z.B.

- mit einer reduzierten Sollbruchstelle **1**
 - mit einer versetzten Sollbruchstelle (Langschaftbruch) **2**
 - mit einem gerillten Nietdorn **3**
 - mit einem verlängerten Nietdorn **4**
- etc.

If you are searching for a quality, a material combination or a measurement which is not listed in the catalogue, please don't hesitate to contact us.

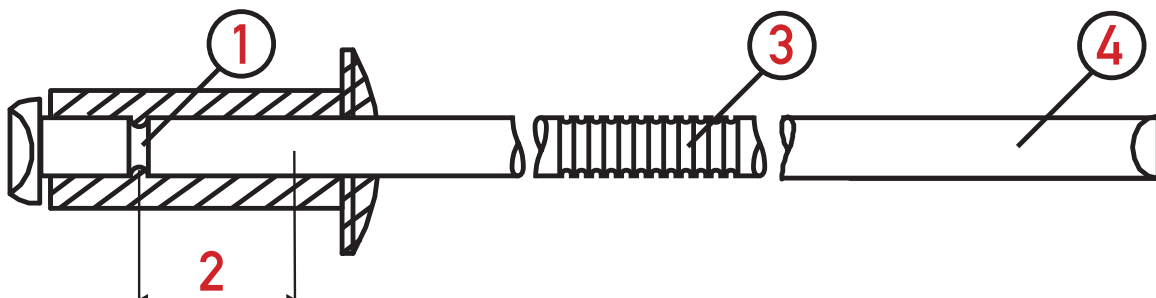
Alternatively we got the possibility to develop a blind rivet type especially for your application. For Example:

- softer breaking point **1**
 - displaced breaking point **2**
 - grooved mandrel **3**
 - longer mandrel **4**
- etc.

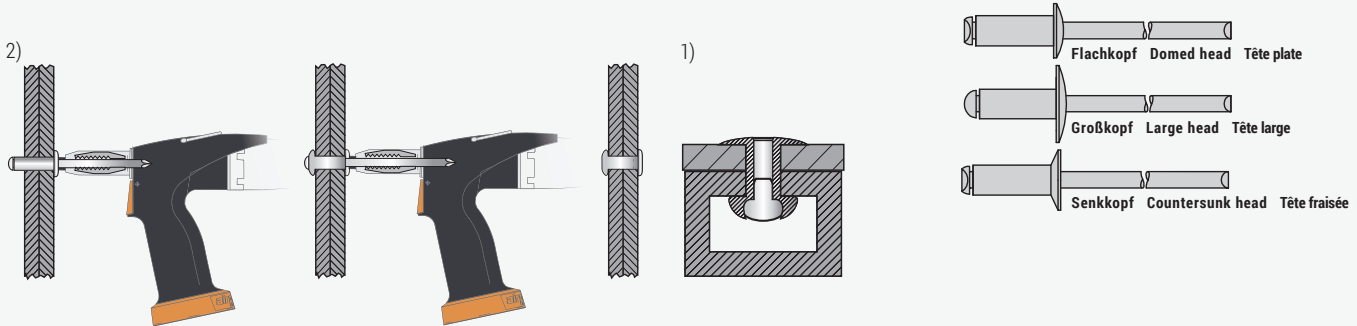
Si vous avez besoin d'un modèle d'une qualité, de matériaux ou de dimensions ne figurant pas sur ce catalogue, merci de nous le demander.

Nous avons également la possibilité de développer de nouveaux types de Rivets pour des utilisations bien précises :

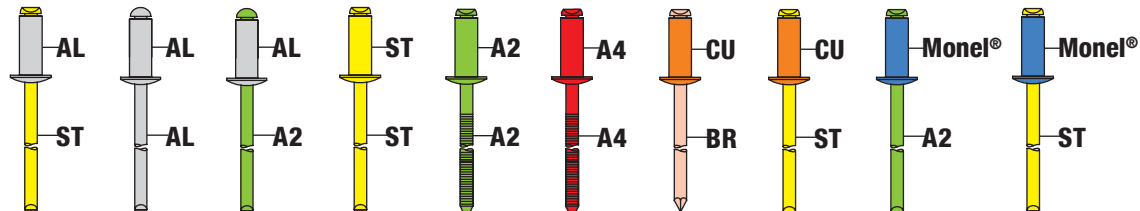
- avec un point de rupture du fusible plus tendre **1**
 - avec une position modifiée du point de rupture du fusible **2**
 - avec un clou de rivet rainuré **3**
 - avec un clou de rivet plus long **4**
- etc.



BLINDNIETE STANDARD BLIND RIVETS STANDARD RIVETS AVEUGLES STANDARD



Lieferbar in den folgenden Qualitäten
Available in the following qualities
Livrables dans les matériaux suivants



Anwendungen

Standard-Blindniete werden an einseitig (1) und beidseitig (2) zugängliche Bauteile gesetzt z.B. bei Behältern, Hohlkörpern, Rohren, Profilen, Luftkanälen und vieles mehr.

Applications

Standard blind rivets can be placed on components that are accessible on one side (1) or on two sides (2) see below. For example: containers/tanks, hollow body, tubes, profiles, air ducts and many others.

Utilisation

Les rivets aveugles standard peuvent être fixés sur des parties accessibles d'un seul (1) ou de deux côtés (2). Par exemple: contenants, corps creux, tuyaux, profils, tuyaux d'aération et plus encore.

Eigenschaften

- wirtschaftlich
- vielseitig einsetzbar
- fest
- sicher

Characteristics

- economical
- versatile
- strong
- secure

Caractéristiques

- économique
- nombreuses applications
- solide et résistant
- sûr

BLINDNIETE

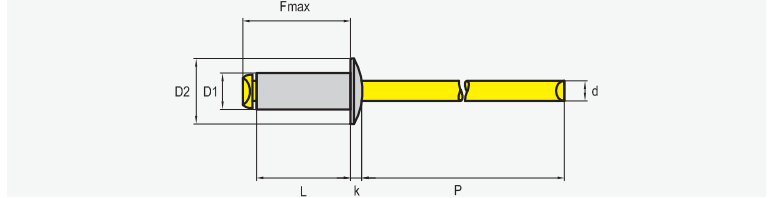
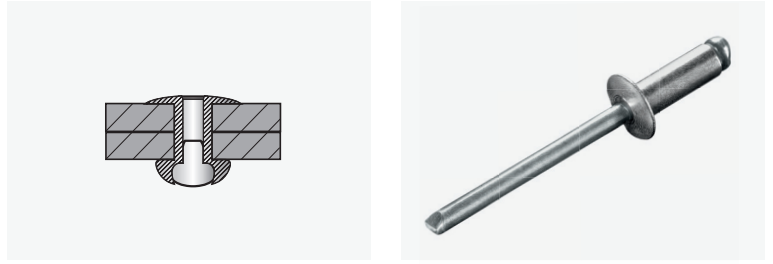
FLACHRUNDKOPF (~ DIN EN ISO 15977)

BLIND RIVETS

DOMED HEAD (~ DIN EN ISO 15977)

RIVETS AVEUGLES


TÊTE PLATE (~ DIN EN ISO 15977)


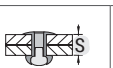
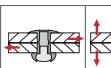
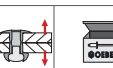




Aluminium AIMG 2,5
Aluminium AIMG 2,5
Aluminium AIMG 2,5


Stahl verzinkt
Steel zinc plated
Acier zingué

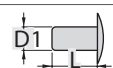
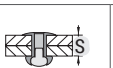
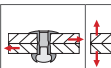
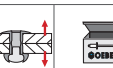


Ø 2,4 mm

D1 = 2,4 + 0,08 / - 0,1 mm
D2 = 5,0 + 0 / - 0,7 mm
k = 0,7 + / - 0,15 mm
d = 1,45 mm
P = ≥ 27,0 mm
L = + 1,0 / - 0,2 mm
 2,5 mm


	F-Max		CODE				
2,4 x 4,0 mm	8,4 mm	0,5 - 2,0 mm	70701 24400	315 N	355 N	1000	10000
2,4 x 6,0 mm	10,4 mm	2,0 - 4,0 mm	70701 24600			1000	10000
2,4 x 8,0 mm	12,4 mm	4,0 - 6,0 mm	70701 24800			1000	10000
2,4 x 10,0 mm	14,4 mm	6,0 - 8,0 mm	70701 24100			1000	10000
2,4 x 12,0 mm	16,4 mm	8,0 - 10,0 mm	70701 24120			1000	10000


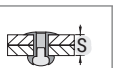
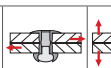
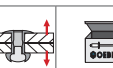


Ø 3,0 mm

D1 = 3,0 + 0,08 / - 0,1 mm
D2 = 6,5 + 0 / - 0,7 mm
k = 0,8 + / - 0,15 mm
d = 1,75 mm
P = ≥ 27,0 mm
L = + 1,0 / - 0,2 mm
 3,1 mm

	F-Max		CODE				
3,0 x 4,0 mm	8,4 mm	0,5 - 1,5 mm	70701 30400	600 N	700 N	1000	10000
3,0 x 6,0 mm	10,4 mm	1,5 - 3,5 mm	70701 30600			1000	10000
3,0 x 7,0 mm	11,4 mm	3,0 - 5,0 mm	70701 30700			1000	10000
3,0 x 8,0 mm	12,4 mm	3,5 - 5,5 mm	70701 30800			1000	10000
3,0 x 10,0 mm	14,4 mm	5,5 - 7,0 mm	70701 30100			1000	10000
3,0 x 12,0 mm	16,4 mm	7,0 - 9,0 mm	70701 30120			1000	10000
3,0 x 14,0 mm	18,4 mm	9,0 - 11,0 mm	70701 30140			1000	10000
3,0 x 16,0 mm	20,4 mm	11,0 - 13,0 mm	70701 30160			1000	10000
3,0 x 18,0 mm	22,4 mm	13,0 - 15,0 mm	70701 30180			1000	10000
3,0 x 20,0 mm	24,4 mm	15,0 - 17,0 mm	70701 30200			500	5000

Ø 3,2 mm

D1 = 3,2 + 0,08 / - 0,1 mm
D2 = 6,5 + 0 / - 0,7 mm
k = 0,8 + / - 0,15 mm
d = 1,75 mm
P = ≥ 27,0 mm
L = + 1,0 / - 0,2 mm
 3,3 mm

	F-Max		CODE				
3,2 x 4,0 mm	8,9 mm	0,5 - 1,5 mm	70701 32430	720 N	800 N	1000	10000
3,2 x 6,0 mm	10,9 mm	1,5 - 3,0 mm	70701 32600			1000	10000
3,2 x 8,0 mm	12,9 mm	3,0 - 5,0 mm	70701 32800			1000	10000
3,2 x 10,0 mm	14,9 mm	5,0 - 7,0 mm	70701 32100			1000	10000
3,2 x 12,0 mm	16,9 mm	7,0 - 9,0 mm	70701 32120			1000	10000
3,2 x 14,0 mm	18,9 mm	9,0 - 11,0 mm	70701 32140			1000	10000
3,2 x 16,0 mm	20,9 mm	11,0 - 13,0 mm	70701 32160			1000	10000
3,2 x 18,0 mm	22,9 mm	13,0 - 15,0 mm	70701 32180			1000	10000
3,2 x 20,0 mm	24,9 mm	15,0 - 17,0 mm	70701 32200			500	5000
3,2 x 25,0 mm	29,9 mm	17,0 - 22,0 mm	70701 32250			500	5000

BLINDNIETE

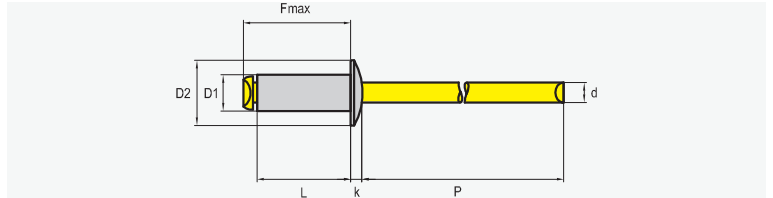
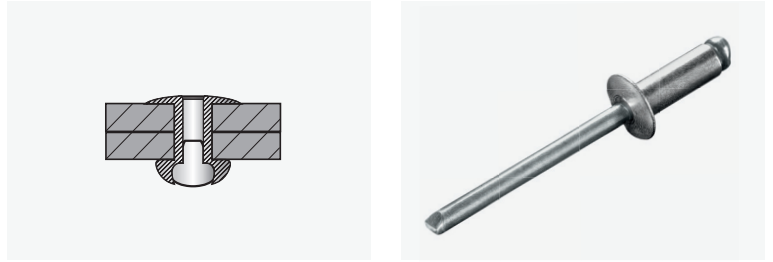
FLACHRUNDKOPF (~ DIN EN ISO 15977)

BLIND RIVETS

DOMED HEAD (~ DIN EN ISO 15977)

RIVETS AVEUGLES


TÊTE PLATE (~ DIN EN ISO 15977)

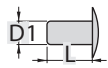







Aluminium AIMG 3,5
Aluminium AIMG 3,5
Aluminium AIMG 3,5


Stahl verzinkt
Steel zinc plated
Acier zingué

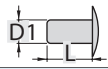





Ø 4,0 mm

D1 = 4,0 + 0,08 / - 0,15 mm
D2 = 8,0 + 0 / - 1,0 mm
k = 1,0 + / - 0,3 mm
d = 2,1 mm
P = ≥ 27,0 mm
L = + 1,0 / - 0,2 mm
 4,1 mm

	F-Max		CODE				
4,0 x 6,0 mm	10,9 mm	1,5 - 3,0 mm	70701 40600	1100 N	1400 N	1000	10000
4,0 x 7,0 mm	11,9 mm	2,0 - 4,0 mm	70701 40700			1000	10000
4,0 x 8,0 mm	12,9 mm	3,0 - 5,0 mm	70701 40800			1000	10000
4,0 x 10,0 mm	14,9 mm	5,0 - 6,5 mm	70701 40100			1000	10000
4,0 x 12,0 mm	16,9 mm	6,5 - 8,5 mm	70701 40120			1000	10000
4,0 x 14,0 mm	18,9 mm	8,5 - 10,5 mm	70701 40140			500	5000
4,0 x 16,0 mm	20,9 mm	10,5 - 12,5 mm	70701 40160			500	5000
4,0 x 18,0 mm	22,9 mm	12,5 - 14,5 mm	70701 40180			500	5000
4,0 x 20,0 mm	24,9 mm	14,5 - 16,5 mm	70701 40200			500	5000
4,0 x 23,0 mm	27,9 mm	16,5 - 19,0 mm	70701 40230			500	5000
4,0 x 25,0 mm	29,9 mm	19,0 - 21,5 mm	70701 40250	850 N	1000 N	500	5000
4,0 x 30,0 mm	34,9 mm	21,5 - 26,0 mm	70701 40300			500	5000
4,0 x 35,0 mm	39,9 mm	26,0 - 30,0 mm	70701 40350			500	5000

Ø 4,8 mm

D1 = 4,8 + 0,08 / - 0,15 mm
D2 = 9,5 + 0 / - 1,0 mm
k = 1,1 + / - 0,3 mm
d = 2,7 mm
P = ≥ 27,0 mm
L = + 1,0 / - 0,2 mm
 4,9 mm

	F-Max		CODE				
4,8 x 6,0 mm	11,4 mm	1,0 - 3,0 mm	70701 48600	1500 N	1900 N	500	5000
4,8 x 8,0 mm	13,4 mm	3,0 - 4,5 mm	70701 48800			500	5000
4,8 x 10,0 mm	15,4 mm	4,5 - 6,0 mm	70701 48100			500	5000
4,8 x 12,0 mm	17,4 mm	6,0 - 8,0 mm	70701 48120			500	5000
4,8 x 14,0 mm	19,4 mm	8,0 - 10,0 mm	70701 48140			500	5000
4,8 x 16,0 mm	21,4 mm	10,0 - 12,0 mm	70701 48160			500	5000
4,8 x 18,0 mm	23,4 mm	12,0 - 14,0 mm	70701 48180			500	5000
4,8 x 20,0 mm	25,4 mm	14,0 - 16,0 mm	70701 48200			500	5000
4,8 x 22,0 mm	27,4 mm	16,0 - 18,0 mm	70701 48220			500	5000
4,8 x 25,0 mm	30,4 mm	18,0 - 21,0 mm	70701 48250			500	5000
4,8 x 28,0 mm	33,4 mm	21,0 - 23,5 mm	70701 48280	1200 N	1700 N	250	2500
4,8 x 30,0 mm	35,4 mm	23,0 - 25,0 mm	70701 48300			250	2500
4,8 x 35,0 mm	40,4 mm	25,0 - 30,0 mm	70701 48350			250	2500
4,8 x 40,0 mm	45,4 mm	30,0 - 35,0 mm	70701 48400			250	2500
4,8 x 45,0 mm	50,4 mm	35,0 - 40,0 mm	70701 48450			100	1000
4,8 x 50,0 mm	55,4 mm	40,0 - 45,0 mm	70701 48500			100	1000
4,8 x 55,0 mm	60,4 mm	45,0 - 50,0 mm	70701 48550			100	1000
4,8 x 60,0 mm	65,4 mm	50,0 - 55,0 mm	70701 48610			100	1000
4,8 x 65,0 mm	70,4 mm	55,0 - 60,0 mm	70701 48650	100	1000		

BLINDNIETE

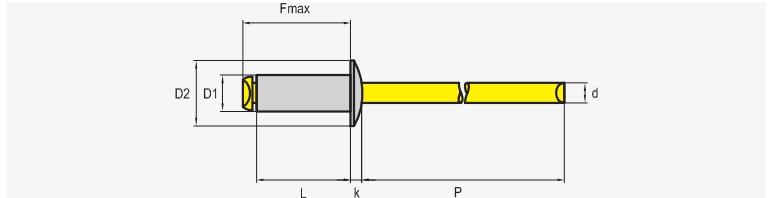
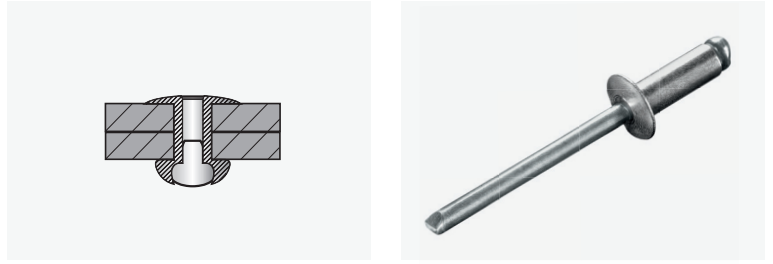
FLACHRUNDKOPF (~ DIN EN ISO 15977)

BLIND RIVETS

DOMED HEAD (~ DIN EN ISO 15977)

RIVETS AVEUGLES


TÊTE PLATE (~ DIN EN ISO 15977)









Aluminium AIMG 3,5
Aluminium AIMG 3,5
Aluminium AIMG 3,5


Stahl verzinkt
Steel zinc plated
Acier zingué

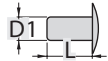





Ø 5,0 mm

D1 = 5,0 + 0,08 / - 0,15 mm
D2 = 9,5 + 0 / - 1,0 mm
k = 1,1 + / - 0,3 mm
d = 2,7 mm
P ≥ 27,0 mm
L = + 1,0 / - 0,2 mm
 5,1 mm

	F-Max		CODE				
5,0 x 6,0 mm	11,4 mm	0,5 - 2,5 mm	70701 50600	1820 N	2100 N	500	5000
5,0 x 8,0 mm	13,4 mm	2,5 - 4,5 mm	70701 50800			500	5000
5,0 x 10,0 mm	15,4 mm	4,5 - 6,0 mm	70701 50100			500	5000
5,0 x 12,0 mm	17,4 mm	6,0 - 8,0 mm	70701 50120			500	5000
5,0 x 14,0 mm	19,4 mm	8,0 - 10,0 mm	70701 50140			500	5000
5,0 x 16,0 mm	21,4 mm	10,0 - 12,0 mm	70701 50160			500	5000
5,0 x 18,0 mm	23,4 mm	12,0 - 14,0 mm	70701 50180			500	5000
5,0 x 20,0 mm	25,4 mm	14,0 - 16,0 mm	70701 50200			250	2500
5,0 x 25,0 mm	30,4 mm	17,0 - 20,0 mm	70701 50250			250	2500
5,0 x 27,0 mm	32,4 mm	20,0 - 23,0 mm	70701 50270			250	2500
5,0 x 30,0 mm	35,4 mm	23,0 - 25,0 mm	70701 50300	1400 N	1800 N	250	2500
5,0 x 35,0 mm	40,4 mm	25,0 - 30,0 mm	70701 50350			250	2500
5,0 x 40,0 mm	45,4 mm	30,0 - 35,0 mm	70701 50400			100	1000
5,0 x 45,0 mm	50,4 mm	35,0 - 40,0 mm	70701 50450			100	1000
5,0 x 50,0 mm	55,4 mm	40,0 - 45,0 mm	70701 50500			100	1000
5,0 x 55,0 mm	60,4 mm	45,0 - 50,0 mm	70701 50550			100	1000
5,0 x 60,0 mm	65,4 mm	50,0 - 55,0 mm	70701 50601			100	1000
5,0 x 65,0 mm	70,4 mm	55,0 - 60,0 mm	70701 50650			100	1000

Ø 6,0 mm

D1 = 6,0 + 0,08 / - 0,15 mm
D2 = 12,0 + 0 / - 1,5 mm
k = 1,5 + / - 0,4 mm
d = 3,6 mm
P ≥ 27,0 mm
L = + 1,0 / - 0,2 mm
 6,1 mm

	F-Max		CODE				
6,0 x 8,0 mm	13,9 mm	2,0 - 4,0 mm	70701 60800	2400 N	3400 N	250	2500
6,0 x 10,0 mm	15,9 mm	4,0 - 6,0 mm	70701 60100			250	2500
6,0 x 12,0 mm	17,9 mm	6,0 - 8,0 mm	70701 60120			250	2500
6,0 x 14,0 mm	19,9 mm	7,0 - 9,0 mm	70701 60140			250	2500
6,0 x 16,0 mm	21,9 mm	9,0 - 11,0 mm	70701 60160			250	2500
6,0 x 18,0 mm	23,9 mm	11,0 - 13,0 mm	70701 60180			250	2500
6,0 x 20,0 mm	25,9 mm	12,0 - 15,0 mm	70701 60200			250	2500
6,0 x 22,0 mm	27,9 mm	13,0 - 17,0 mm	70701 60220			250	2500
6,0 x 25,0 mm	30,9 mm	16,0 - 19,0 mm	70701 60250			250	2500
6,0 x 26,0 mm	31,9 mm	17,0 - 20,0 mm	70701 60260			250	2500
6,0 x 30,0 mm	35,9 mm	20,0 - 24,0 mm	70701 60300			250	2500

BLINDNIETE

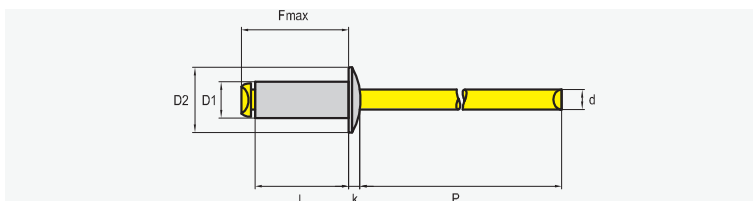
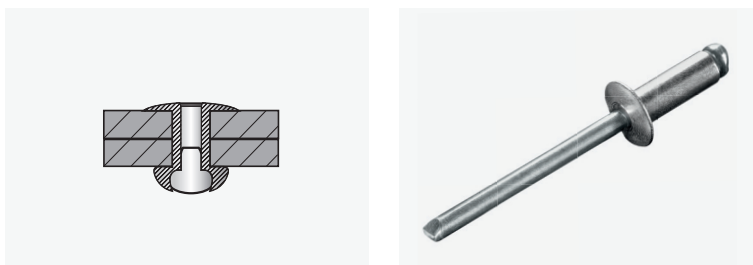
FLACHRUNDKOPF (~ DIN EN ISO 15977)

BLIND RIVETS

DOMED HEAD (~ DIN EN ISO 15977)

RIVETS AVEUGLES

TÊTE PLATE (~ DIN EN ISO 15977)



Aluminium AIMG 3,5

Aluminium AIMG 3,5

Aluminium AIMG 3,5

Stahl verzinkt

Steel zinc plated

Acier zingué

Ø 6,4 mm

D1 = 6,4 + 0,08 / - 0,15 mm

D2 = 13,0 + 0 / - 1,5 mm

k = 1,8 + / - 0,4 mm

d = 3,85 mm

P = ≥ 27,0 mm

L = + 1,0 / - 0,2 mm

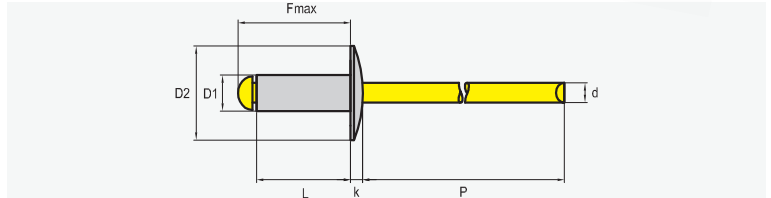
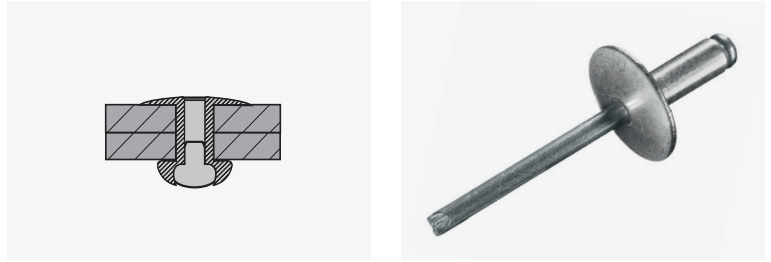
6,5 mm

	F-Max		CODE				
6,4 x 10,0 mm	16,4 mm	2,0 - 5,0 mm	70701 64100	2600 N	4000 N	250	2500
6,4 x 12,0 mm	18,4 mm	4,0 - 6,0 mm	70701 64120			250	2500
6,4 x 15,0 mm	21,4 mm	6,0 - 9,0 mm	70701 64150			250	2500
6,4 x 16,0 mm	22,4 mm	7,0 - 9,5 mm	70701 64160			250	2500
6,4 x 18,0 mm	24,4 mm	9,0 - 12,0 mm	70701 64180			250	2500
6,4 x 20,0 mm	26,4 mm	11,0 - 14,0 mm	70701 64200			250	2500
6,4 x 22,0 mm	28,4 mm	13,0 - 16,0 mm	70701 64220			250	2500
6,4 x 26,0 mm	32,4 mm	16,0 - 20,0 mm	70701 64260			250	2500
6,4 x 30,0 mm	36,4 mm	18,0 - 24,0 mm	70701 64300			250	2500
6,4 x 35,0 mm	41,4 mm	24,0 - 30,0 mm	70701 64350			100	1000
6,4 x 40,0 mm	46,4 mm	30,0 - 35,0 mm	70701 64400			100	1000

BLINDNIETE GROSSKOPF

BLIND RIVETS LARGE HEAD


RIVETS AVEUGLES TÊTE LARGE









Aluminium AIMG 3,5
Aluminium AIMG 3,5
Aluminium AIMG 3,5


Stahl verzinkt
Steel zinc plated
Acier zingué







Ø 3,2 mm D2=9,5 mm

D1 = 3,2 + 0,08 / - 0,1 mm
D2 = 9,5 + 0,3 / - 0,7 mm
k = ≤ 2,0 mm
d = 1,7 mm
P = ≥ 27,0 mm
L = + 1,0 / - 0,2 mm
 3,3 mm


	F-Max		CODE				
3,2 x 6,0 mm	10,9 mm	1,0 - 3,5 mm	70721 32600	700 N	900 N	500	5000
3,2 x 8,0 mm	12,9 mm	3,5 - 5,0 mm	70721 32800			500	5000
3,2 x 10,0 mm	14,9 mm	5,0 - 7,0 mm	70721 32100			500	5000
3,2 x 12,0 mm	16,9 mm	7,0 - 9,0 mm	70721 32120			500	5000
3,2 x 14,0 mm	18,9 mm	9,0 - 11,0 mm	70721 32140			500	5000







Ø 4,0 mm D2=12,0 mm

D1 = 4,0 + 0,08 / - 0,15 mm
D2 = 12,0 + 0,5 / - 1,0 mm
k = ≤ 2,5 mm
d = 2,1 mm
P = ≥ 27,0 mm
L = + 1,0 / - 0,2 mm
 4,1 mm

	F-Max		CODE				
4,0 x 6,0 mm	10,9 mm	0,5 - 3,0 mm	70721 40600	1180 N	1500 N	500	5000
4,0 x 8,0 mm	12,9 mm	3,0 - 5,0 mm	70721 40800			500	5000
4,0 x 10,0 mm	14,9 mm	5,0 - 6,5 mm	70721 40100			500	5000
4,0 x 12,0 mm	16,9 mm	6,5 - 8,5 mm	70721 40120			500	5000
4,0 x 14,0 mm	18,9 mm	9,0 - 10,5 mm	70721 40140			500	5000
4,0 x 16,0 mm	20,9 mm	10,5 - 12,5 mm	70721 40160			500	5000
4,0 x 18,0 mm	22,9 mm	12,5 - 15,0 mm	70721 40180			500	5000
4,0 x 20,0 mm	24,9 mm	15,0 - 17,0 mm	70721 40200			500	5000

Ø 4,8 mm D2=11,0 mm

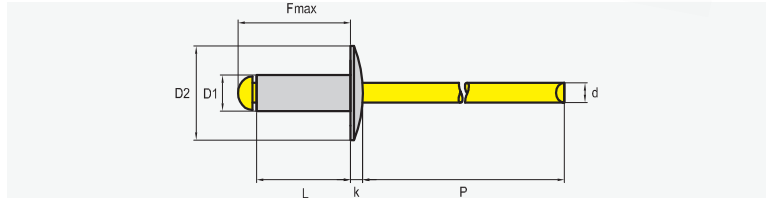

D1 = 4,8 + 0,08 / - 0,15 mm
D2 = 11,0 + 0,5 / - 1,0 mm
k = 1,8 + / - 0,3 mm
d = 2,7 mm
P = ≥ 27,0 mm
L = + 1,0 / - 0,2 mm
 4,9 mm

	F-Max		CODE				
4,8 x 8,0 mm	12,9 mm	2,0 - 4,5 mm	73711 48800	1500 N	1900 N	500	5000
4,8 x 10,0 mm	14,9 mm	3,5 - 7,0 mm	73711 48100			500	5000
4,8 x 12,0 mm	16,9 mm	5,0 - 8,5 mm	73711 48120			500	5000
4,8 x 14,0 mm	18,9 mm	7,0 - 10,0 mm	73711 48140			250	2500
4,8 x 16,0 mm	20,9 mm	8,5 - 11,5 mm	73711 48160			250	2500
4,8 x 18,0 mm	22,9 mm	10,0 - 12,5 mm	73711 48180			250	2500
4,8 x 20,0 mm	24,9 mm	12,5 - 16,0 mm	73711 48200			250	2500

BLINDNIETE GROSSKOPF

BLIND RIVETS LARGE HEAD


RIVETS AVEUGLES TÊTE LARGE

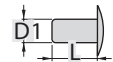







Aluminium AIMG 3,5
Aluminium AIMG 3,5
Aluminium AIMG 3,5


Stahl verzinkt
Steel zinc plated
Acier zingué







Ø 4,8 mm D2=14,0 mm

D1 = 4,8 + 0,08 / - 0,15 mm
D2 = 14,0 + 0,5 / - 1,0 mm
k = ≤ 2,5 mm
d = 2,7 mm
P = ≥ 27,0 mm
L = + 1,0 / - 0,2 mm
 4,9 mm

	F-Max		CODE				
4,8 x 8,0 mm	13,4 mm	1,0 - 4,5 mm	71711 48800	1500 N	1900 N	500	5000
4,8 x 10,0 mm	15,4 mm	4,5 - 6,0 mm	71711 48100			500	5000
4,8 x 12,0 mm	17,4 mm	6,0 - 8,0 mm	71711 48120			500	5000
4,8 x 14,0 mm	19,4 mm	8,0 - 10,0 mm	71711 48140			250	2500
4,8 x 16,0 mm	21,4 mm	10,0 - 12,0 mm	71711 48160			250	2500
4,8 x 18,0 mm	23,4 mm	12,0 - 14,0 mm	71711 48180			250	2500
4,8 x 20,0 mm	25,4 mm	14,0 - 16,0 mm	71711 48200			250	2500
4,8 x 22,0 mm	27,4 mm	16,0 - 18,0 mm	71711 48220			250	2500
4,8 x 25,0 mm	30,4 mm	18,5 - 21,5 mm	71711 48250			250	2500
4,8 x 28,0 mm	33,4 mm	21,0 - 23,0 mm	71711 48280			250	2500
4,8 x 30,0 mm	35,4 mm	23,0 - 25,0 mm	71711 48300	250	2500		
4,8 x 35,0 mm	40,4 mm	25,0 - 30,0 mm	71711 48350	1200 N	1700 N	250	2500

Ø 4,8 mm D2=16,0 mm

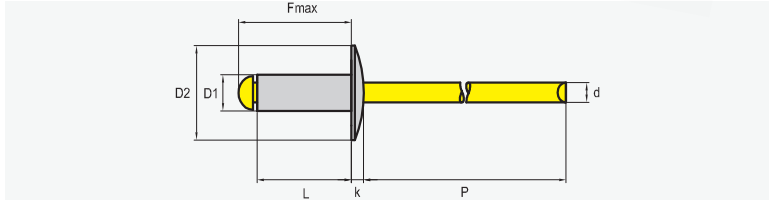

D1 = 4,8 + 0,08 / - 0,15 mm
D2 = 16,0 + 0,5 / - 1,0 mm
k = ≤ 2,5 mm
d = 2,7 mm
P = ≥ 27,0 mm
L = + 1,0 / - 0,2 mm
 4,9 mm

	F-Max		CODE				
4,8 x 8,0 mm	13,4 mm	2,0 - 3,5 mm	70711 48800	1500 N	1900 N	250	2500
4,8 x 10,0 mm	15,4 mm	3,5 - 6,0 mm	70711 48100			250	2500
4,8 x 12,0 mm	17,4 mm	6,0 - 8,0 mm	70711 48120			250	2500
4,8 x 14,0 mm	19,4 mm	8,0 - 10,0 mm	70711 48140			250	2500
4,8 x 16,0 mm	21,4 mm	10,0 - 12,0 mm	70712 48160			250	2500
4,8 x 18,0 mm	23,4 mm	12,0 - 14,0 mm	70711 48180			250	2500
4,8 x 20,0 mm	25,4 mm	14,0 - 16,0 mm	70711 48200			250	2500
4,8 x 22,0 mm	27,4 mm	16,0 - 18,0 mm	70711 48220			250	2500
4,8 x 24,0 mm	29,4 mm	18,0 - 20,5 mm	70711 48240			250	2500
4,8 x 25,0 mm	30,4 mm	19,0 - 21,0 mm	70711 48251			250	2500
4,8 x 26,0 mm	31,4 mm	20,5 - 22,5 mm	70711 48250			250	2500
4,8 x 28,0 mm	33,4 mm	22,5 - 24,5 mm	70711 48280			250	2500
4,8 x 30,0 mm	35,4 mm	23,0 - 25,0 mm	70711 48030			250	2500
4,8 x 35,0 mm	40,4 mm	25,0 - 30,0 mm	70711 48350	1200 N	1700 N	250	2500
4,8 x 40,0 mm	45,4 mm	30,0 - 35,0 mm	70711 48400			250	2500

BLINDNIETE GROSSKOPF

BLIND RIVETS LARGE HEAD

RIVETS AVEUGLES TÊTE LARGE



Aluminium AIMG 3,5
Aluminium AIMG 3,5
Aluminium AIMG 3,5

Stahl verzinkt
Steel zinc plated
Acier zingué

Ø 5,0 mm D2=11,0 mm

D1 = 5,0 + 0,08 / - 0,15 mm
D2 = 11,0 + 0 / - 1,0 mm
k = 1,8 + / - 0,3 mm
d = 2,7 mm
P ≥ 27,0 mm
L = + 1,0 / - 0,2 mm
 5,1 mm

	F-Max		CODE				
5,0 x 8,0 mm	13,4 mm	2,0 - 4,5 mm	73711 50800	1500 N	2300 N	500	5000
5,0 x 10,0 mm	15,4 mm	3,5 - 7,0 mm	73711 50100			500	5000
5,0 x 12,0 mm	17,4 mm	5,0 - 8,5 mm	73711 50120			500	5000
5,0 x 14,0 mm	19,4 mm	7,0 - 10,0 mm	73711 50140			250	2500
5,0 x 16,0 mm	21,4 mm	8,5 - 11,5 mm	73711 50160			250	2500
5,0 x 18,0 mm	23,4 mm	10,5 - 12,5 mm	73711 50180			250	2500
5,0 x 20,0 mm	25,4 mm	12,5 - 15,0 mm	73711 50200			250	2500
5,0 x 25,0 mm	30,4 mm	14,5 - 20,5 mm	73711 50250			250	2500
5,0 x 30,0 mm	35,4 mm	19,5 - 25,0 mm	73711 50300			250	2500

Ø 5,0 mm D2=14,0 mm

D1 = 5,0 + 0,08 / - 0,15 mm
D2 = 14,0 + 0,5 / - 1,0 mm
k ≤ 2,5 mm
d = 2,7 mm
P ≥ 27,0 mm
L = + 1,0 / - 0,2 mm
 5,1 mm

	F-Max		CODE				
5,0 x 8,0 mm	13,4 mm	2,5 - 4,5 mm	71711 50800	1500 N	2300 N	250	2500
5,0 x 10,0 mm	15,4 mm	4,5 - 6,0 mm	71711 50100			250	2500
5,0 x 12,0 mm	17,4 mm	6,0 - 8,0 mm	71711 50120			250	2500
5,0 x 14,0 mm	19,4 mm	8,0 - 10,0 mm	71711 50140			250	2500
5,0 x 16,0 mm	21,4 mm	10,0 - 12,0 mm	71711 50160			250	2500
5,0 x 18,0 mm	23,4 mm	12,0 - 14,0 mm	71711 50180			250	2500
5,0 x 21,0 mm	26,4 mm	14,0 - 17,0 mm	71711 50210			250	2500
5,0 x 24,0 mm	29,4 mm	17,0 - 20,0 mm	71711 50240			250	2500
5,0 x 27,0 mm	32,4 mm	20,0 - 23,0 mm	71711 50270			250	2500
5,0 x 30,0 mm	35,4 mm	23,0 - 26,0 mm	71711 50300			250	2500

Ø 5,0 mm D2=16,0 mm

D1 = 5,0 + 0,08 / - 0,15 mm
D2 = 16,0 + 0,5 / - 1,0 mm
k ≤ 2,5 mm
d = 2,7 mm
P ≥ 27,0 mm
L = + 1,0 / - 0,2 mm
 5,1 mm

	F-Max		CODE				
5,0 x 10,0 mm	15,4 mm	3,5 - 6,0 mm	70712 50100	1500 N	2300 N	250	2500
5,0 x 12,0 mm	17,4 mm	6,0 - 8,0 mm	70711 50120			250	2500
5,0 x 14,0 mm	19,4 mm	8,0 - 10,0 mm	70712 50140			250	2500
5,0 x 16,0 mm	21,4 mm	10,0 - 12,0 mm	70712 50160			250	2500
5,0 x 18,0 mm	23,4 mm	12,0 - 14,0 mm	70712 50180			250	2500
5,0 x 21,0 mm	26,4 mm	14,0 - 17,0 mm	70712 50210			250	2500
5,0 x 24,0 mm	29,4 mm	17,0 - 20,0 mm	70712 50240			250	2500
5,0 x 27,0 mm	32,4 mm	20,0 - 23,0 mm	70712 50270			250	2500
5,0 x 30,0 mm	35,4 mm	23,0 - 26,0 mm	70712 50300			250	2500

BLINDNIETE

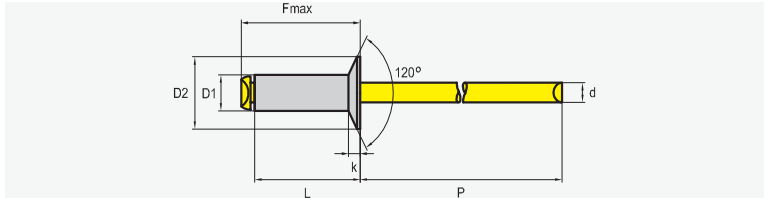
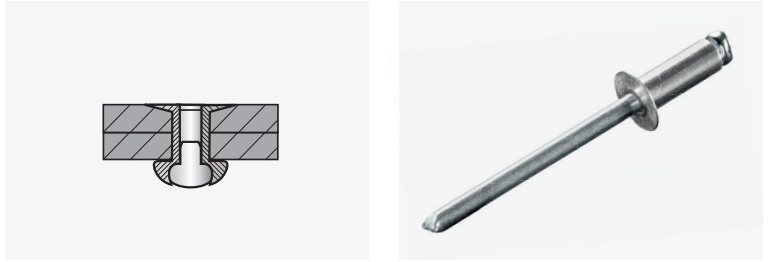
SENKKOPF 120° (~ DIN EN ISO 15978)

BLIND RIVETS

COUNTERSUNK HEAD 120° (~ DIN EN ISO 15978)

RIVETS AVEUGLES

AVEUGLES TÊTE FRAISÉE 120° (~ DIN EN ISO 15978)



Aluminium AIMG 2,5
Aluminium AIMG 2,5
Aluminium AIMG 2,5

Stahl verzinkt
Steel zinc plated
Acier zingué

Ø 2,4 mm

D1 = 2,4 + 0,08 / - 0,1 mm
D2 = 5,0 + 0 / - 0,4 mm
k = -
d = 1,4 mm
P ≥ 27,0 mm
L = + 1,0 / - 0,2 mm
 2,5 mm

	F-Max		CODE				
2,4 x 6,0 mm	10,4 mm	1,5 - 4,0 mm	70711 24600	315 N	355 N		
2,4 x 8,0 mm	12,4 mm	4,0 - 6,0 mm	70711 24800				
2,4 x 10,0 mm	14,4 mm	6,0 - 8,0 mm	70711 24100				

Ø 3,0 mm

D1 = 3,0 + 0,08 / - 0,1 mm
D2 = 6,0 + 0 / - 0,4 mm
k = -
d = 1,75 mm
P ≥ 27,0 mm
L = + 1,0 / - 0,2 mm
 3,1 mm

	F-Max		CODE				
3,0 x 6,0 mm	10,4 mm	1,5 - 3,5 mm	70711 30600	600 N	700 N		
3,0 x 8,0 mm	12,4 mm	3,5 - 5,5 mm	70711 30800				
3,0 x 10,0 mm	14,4 mm	5,5 - 7,0 mm	70711 30100				
3,0 x 12,0 mm	16,4 mm	7,0 - 9,0 mm	70711 30120				
3,0 x 14,0 mm	18,4 mm	9,0 - 12,0 mm	70711 30140				

Ø 3,2 mm

D1 = 3,2 + 0,08 / - 0,1 mm
D2 = 6,0 + 0 / - 0,4 mm
k = -
d = 1,95 mm
P ≥ 27,0 mm
L = + 1,0 / - 0,2 mm
 3,3 mm

	F-Max		CODE				
3,2 x 6,0 mm	10,9 mm	1,5 - 3,5 mm	70711 32600	720 N	800 N		
3,2 x 8,0 mm	12,9 mm	3,5 - 5,0 mm	70711 32800				
3,2 x 10,0 mm	14,9 mm	5,0 - 7,0 mm	70711 32100				
3,2 x 12,0 mm	16,9 mm	7,0 - 9,0 mm	70711 32120				
3,2 x 14,0 mm	18,9 mm	9,0 - 10,5 mm	70711 32140				
3,2 x 16,0 mm	20,9 mm	10,5 - 13,0 mm	70711 32160				

BLINDNIETE

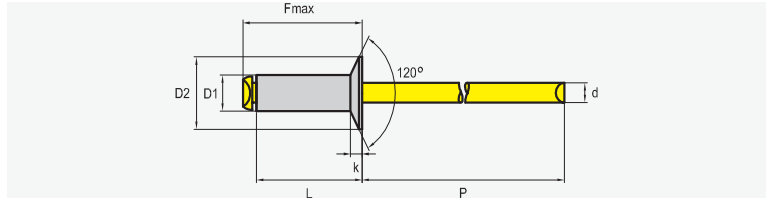
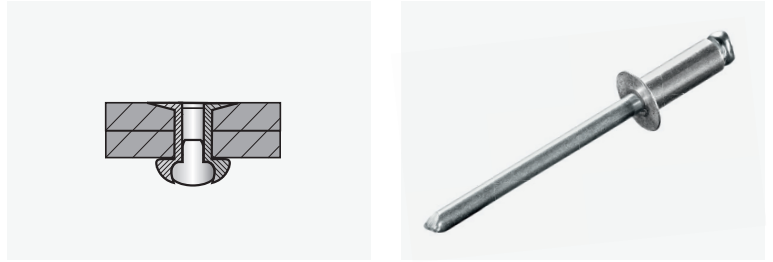
SENKKOPF 120° (~ DIN EN ISO 15978)

BLIND RIVETS

COUNTERSUNK HEAD 120° (~ DIN EN ISO 15978)

RIVETS AVEUGLES


AVEUGLES TÊTE FRAISÉE 120° (~ DIN EN ISO 15978)



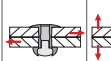







Aluminium AIMG 3,5
Aluminium AIMG 3,5
Aluminium AIMG 3,5


Stahl verzinkt
Steel zinc plated
Acier zingué

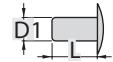
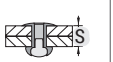
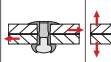





Ø 4,0 mm

D1 = 4,0 + 0,08 / - 0,15 mm
D2 = 7,5 + 0 / - 0,5 mm
k = -
d = 2,1 mm
P = ≥ 27,0 mm
L = + 1,0 / - 0,2 mm
 4,1 mm


	F-Max		CODE				
4,0 x 6,0 mm	10,9 mm	1,5 - 3,0 mm	70711 40600	1100 N	1400 N		
4,0 x 8,0 mm	12,9 mm	3,0 - 5,0 mm	70711 40800				
4,0 x 10,0 mm	14,9 mm	5,0 - 6,5 mm	70711 40100				
4,0 x 12,0 mm	16,9 mm	6,5 - 8,5 mm	70711 40120				
4,0 x 14,0 mm	18,9 mm	8,5 - 10,5 mm	70711 40140				
4,0 x 16,0 mm	20,9 mm	10,5 - 12,5 mm	70711 40160				
4,0 x 18,0 mm	22,9 mm	12,5 - 14,5 mm	70711 40180				
4,0 x 20,0 mm	24,9 mm	14,5 - 16,5 mm	70711 40200				

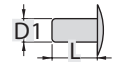

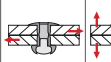





Ø 4,8 mm

D1 = 4,8 + 0,08 / - 0,15 mm
D2 = 9,0 + 0 / - 0,5 mm
k = -
d = 2,7 mm
P = ≥ 27,0 mm
L = + 1,0 / - 0,2 mm
 4,9 mm

	F-Max		CODE				
4,8 x 6,0 mm	11,4 mm	1,0 - 3,5 mm	72711 48600	1500 N	1900 N		
4,8 x 8,0 mm	13,4 mm	2,0 - 4,5 mm	72711 48800				
4,8 x 10,0 mm	15,4 mm	4,5 - 6,0 mm	72711 48100				
4,8 x 12,0 mm	17,4 mm	6,0 - 8,0 mm	72711 48120				
4,8 x 14,0 mm	19,4 mm	8,0 - 10,0 mm	72711 48140				
4,8 x 16,0 mm	21,4 mm	10,0 - 12,0 mm	70711 48160				
4,8 x 18,0 mm	23,4 mm	12,0 - 14,0 mm	72711 48180				
4,8 x 20,0 mm	25,4 mm	14,0 - 16,0 mm	72711 48200				
4,8 x 25,0 mm	30,4 mm	16,0 - 21,0 mm	70711 48150				
4,8 x 30,0 mm	35,4 mm	21,0 - 25,0 mm	70711 48300				
4,8 x 35,0 mm	40,4 mm	25,0 - 30,0 mm	72711 48350				

Ø 5,0 mm

D1 = 5,0 + 0,08 / - 0,15 mm
D2 = 9,0 + 0 / - 0,5 mm
k = -
d = 2,7 mm
P = ≥ 27,0 mm
L = + 1,0 / - 0,2 mm
 5,1 mm

	F-Max		CODE				
5,0 x 8,0 mm	13,4 mm	2,5 - 4,5 mm	70711 50800	1820 N	2100 N		
5,0 x 10,0 mm	15,4 mm	4,5 - 6,0 mm	70711 50100				
5,0 x 12,0 mm	17,4 mm	6,0 - 8,0 mm	70712 50120				
5,0 x 14,0 mm	19,4 mm	8,0 - 10,0 mm	70711 50140				
5,0 x 16,0 mm	21,4 mm	10,0 - 12,0 mm	70711 50160				
5,0 x 18,0 mm	23,4 mm	12,0 - 14,0 mm	70711 50180				
5,0 x 20,0 mm	25,4 mm	14,0 - 17,0 mm	70711 50200				
5,0 x 25,0 mm	30,4 mm	17,0 - 21,0 mm	70711 50250				
5,0 x 30,0 mm	35,4 mm	21,0 - 25,0 mm	70711 50300				

BLINDNIETE

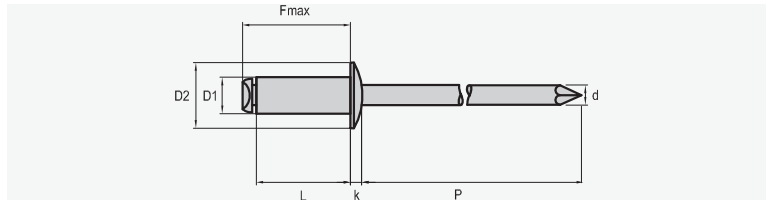
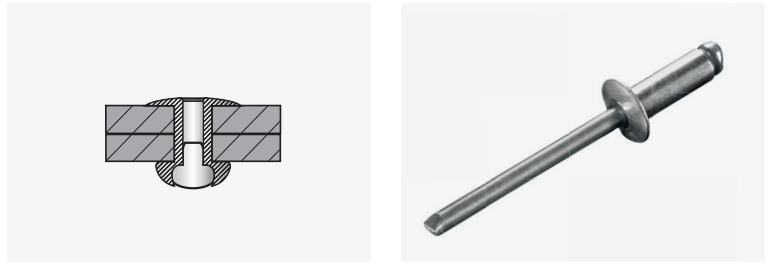
FLACHRUNDKOPF (~ DIN EN ISO 15981)

BLIND RIVETS

DOMED HEAD (~ DIN EN ISO 15981)

RIVETS AVEUGLES


TÊTE PLATE (~ DIN EN ISO 15981)



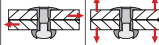





Aluminium AIMG 2,5
Aluminium AIMG 2,5
Aluminium AIMG 2,5


Aluminium Legierung
Aluminium alloy
Aluminium alliage

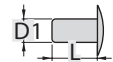

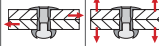



Ø 3,0 mm

D1 = 3,0 + 0,08 / - 0,1 mm
D2 = 6,5 + 0 / - 0,7 mm
k = 0,8 + / - 0,2 mm
d = 1,95 mm
P ≥ 27,0 mm
L = + 1,0 / - 0,2 mm
 3,1 mm


	F-Max		CODE				
3,0 x 4,0 mm	8,4 mm	0,5 - 1,5 mm	70705 30400	400 N	550 N	1000	10000
3,0 x 6,0 mm	10,4 mm	1,5 - 3,0 mm	70705 30600			1000	10000
3,0 x 8,0 mm	12,4 mm	3,0 - 5,0 mm	70705 30800			1000	10000
3,0 x 10,0 mm	14,4 mm	5,0 - 7,0 mm	70705 30100			1000	10000
3,0 x 12,0 mm	16,4 mm	7,0 - 9,0 mm	70705 30120			1000	10000

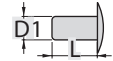





Ø 3,2 mm

D1 = 3,2 + 0,08 / - 0,1 mm
D2 = 6,5 + 0 / - 0,7 mm
k = 0,8 + / - 0,2 mm
d = 1,95 mm
P ≥ 27,0 mm
L = + 1,0 / - 0,2 mm
 3,3 mm

	F-Max		CODE				
3,2 x 6,0 mm	10,9 mm	1,5 - 3,5 mm	70705 32600	535 N	670 N	1000	10000
3,2 x 8,0 mm	12,9 mm	3,5 - 5,0 mm	70705 32800			1000	10000
3,2 x 10,0 mm	14,9 mm	5,0 - 7,0 mm	70705 32100			1000	10000
3,2 x 12,0 mm	16,9 mm	7,0 - 8,5 mm	70705 32120			1000	10000
3,2 x 14,0 mm	18,9 mm	8,5 - 10,5 mm	70705 32140			1000	10000
3,2 x 16,0 mm	20,9 mm	10,5 - 13,0 mm	70705 32160			1000	10000

Ø 4,0 mm

D1 = 4,0 + 0,08 / - 0,15 mm
D2 = 8,0 + 0 / - 1,0 mm
k = 1,0 + / - 0,3 mm
d = 2,45 mm
P ≥ 27,0 mm
L = + 1,0 / - 0,2 mm
 4,1 mm

	F-Max		CODE				
4,0 x 6,0 mm	10,9 mm	1,5 - 3,5 mm	70705 40600	845 N	1025 N	1000	10000
4,0 x 8,0 mm	12,9 mm	3,5 - 5,0 mm	70705 40800			1000	10000
4,0 x 10,0 mm	14,9 mm	5,0 - 6,5 mm	70705 40100			1000	10000
4,0 x 12,0 mm	16,9 mm	6,5 - 8,5 mm	70705 40120			1000	10000
4,0 x 14,0 mm	18,9 mm	8,5 - 10,5 mm	70705 40140			500	5000
4,0 x 16,0 mm	20,9 mm	10,5 - 12,5 mm	70705 40160			500	5000
4,0 x 18,0 mm	22,9 mm	12,5 - 14,5 mm	70705 40180			500	5000
4,0 x 20,0 mm	24,9 mm	14,5 - 16,5 mm	70705 40200			500	5000

BLINDNIETE

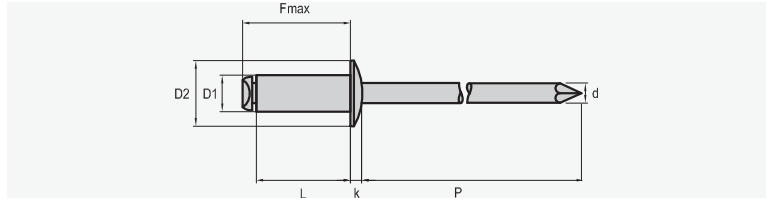
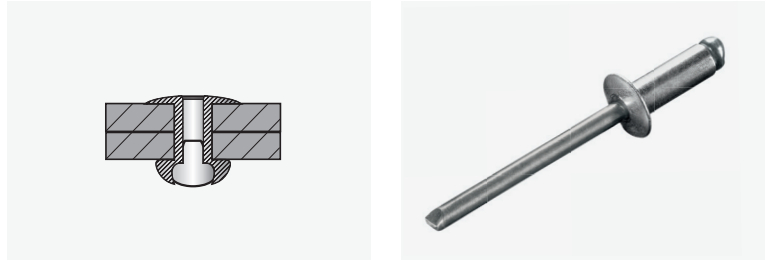
FLACHRUNDKOPF (~ DIN EN ISO 15981)

BLIND RIVETS

DOMED HEAD (~ DIN EN ISO 15981)

RIVETS AVEUGLES

TÊTE PLATE (~ DIN EN ISO 15981)



Aluminium AIMG 2,5
Aluminium AIMG 2,5
Aluminium AIMG 2,5

Aluminium Legierung
Aluminium alloy
Aluminium alliage

Ø 4,8 mm

D1 = 4,8 + 0,08 / - 0,15 mm

D2 = 9,5 + 0 / - 1,0 mm

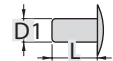





k = 1,1 + / - 0,3 mm

d = 2,9 mm

P ≥ 27,0 mm

L = + 1,0 / - 0,2 mm

 4,9 mm

	F-Max		CODE				
4,8 x 8,0 mm	13,4 mm	3,0 - 4,5 mm	70705 48800	1150 N	1420 N	500	5000
4,8 x 10,0 mm	15,4 mm	4,5 - 6,0 mm	70705 48100			500	5000
4,8 x 12,0 mm	17,4 mm	6,0 - 7,5 mm	70705 48120			500	5000
4,8 x 14,0 mm	19,4 mm	7,5 - 9,0 mm	70705 48140			500	5000
4,8 x 16,0 mm	21,4 mm	9,0 - 11,5 mm	70705 48160			500	5000
4,8 x 18,0 mm	23,4 mm	11,5 - 13,0 mm	70705 48180			500	5000
4,8 x 20,0 mm	25,4 mm	13,0 - 15,0 mm	70705 48200			500	5000
4,8 x 25,0 mm	27,4 mm	15,0 - 20,0 mm	70705 48250			500	5000
4,8 x 30,0 mm	30,4 mm	20,0 - 25,0 mm	70705 48300			250	2500

BLINDNIETE

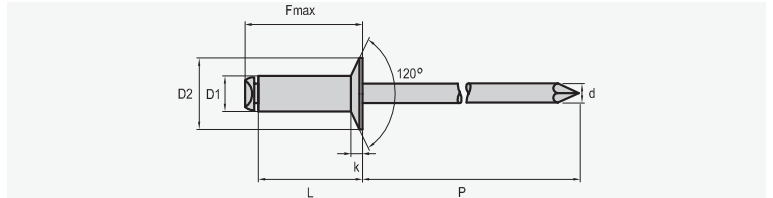
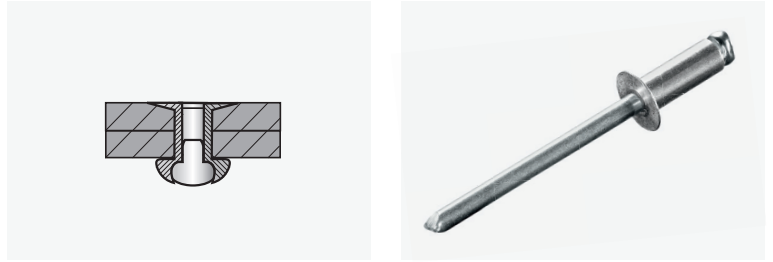
SENKKOPF 120° (~ DIN EN ISO 15982)

BLIND RIVETS

COUNTERSUNK HEAD 120° (~ DIN EN ISO 15982)

RIVETS AVEUGLES

AVEUGLES TÊTE FRAISÉE 120° (~ DIN EN ISO 15982)



Aluminium AIMG 2,5
Aluminium AIMG 2,5
Aluminium AIMG 2,5

Aluminium Legierung
Aluminium alloy
Aluminium alliage

Ø 3,0 mm

D1 = 3,0 + 0,08 / - 0,1 mm
D2 = 6,0 + 0 / - 0,4 mm
k = -
d = 1,95 mm
P ≥ 27,0 mm
L = + 1,0 / - 0,2 mm
 3,1 mm

	F-Max		CODE				
3,0 x 6,0 mm	10,4 mm	1,5 - 3,5 mm	70705 30601	400 N	550 N		
3,0 x 8,0 mm	12,4 mm	3,5 - 5,5 mm	70705 30801				
3,0 x 10,0 mm	14,4 mm	5,5 - 7,0 mm	70705 30101				
3,0 x 12,0 mm	16,4 mm	7,0 - 9,0 mm	70705 30121				

Ø 3,2 mm

D1 = 3,2 + 0,08 / - 0,1 mm
D2 = 6,0 + 0 / - 0,4 mm
k = -
d = 1,95 mm
P ≥ 27,0 mm
L = + 1,0 / - 0,2 mm
 3,3 mm

	F-Max		CODE				
3,2 x 6,0 mm	10,9 mm	1,5 - 3,5 mm	70705 32601	535 N	670 N		
3,2 x 8,0 mm	12,9 mm	3,5 - 5,0 mm	70705 32801				
3,2 x 10,0 mm	14,9 mm	5,0 - 7,0 mm	70705 32101				
3,2 x 12,0 mm	16,9 mm	7,0 - 9,0 mm	70705 32121				

Ø 4,0 mm

D1 = 4,0 + 0,08 / - 0,15 mm
D2 = 7,5 + 0 / - 0,5 mm
k = -
d = 2,1 mm
P ≥ 27,0 mm
L = + 1,0 / - 0,2 mm
 4,1 mm

	F-Max		CODE				
4,0 x 6,0 mm	10,9 mm	1,5 - 3,0 mm	70705 40601	845 N	1025 N		
4,0 x 8,0 mm	12,9 mm	3,0 - 5,0 mm	70705 40801				
4,0 x 10,0 mm	14,9 mm	5,0 - 6,5 mm	70705 40101				
4,0 x 12,0 mm	16,9 mm	6,5 - 8,5 mm	70705 40121				
4,0 x 14,0 mm	18,9 mm	8,5 - 10,5 mm	70705 40141				
4,0 x 16,0 mm	20,9 mm	10,5 - 12,5 mm	70705 40161				

Ø 4,8 mm

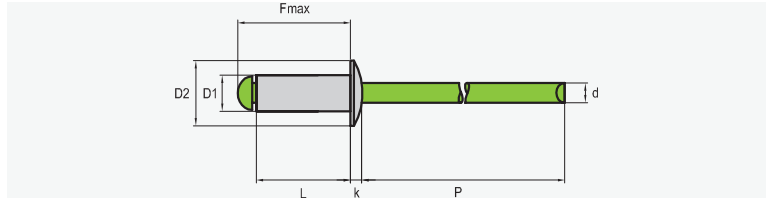
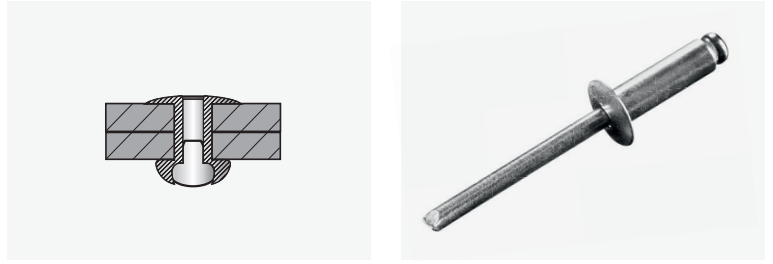
D1 = 4,8 + 0,08 / - 0,15 mm
D2 = 9,0 + 0 / - 0,5 mm
k = -
d = 2,9 mm
P ≥ 27,0 mm
L = + 1,0 / - 0,2 mm
 4,9 mm

	F-Max		CODE				
4,8 x 6,0 mm	11,4 mm	1,0 - 3,5 mm	70705 48601	1150 N	1420 N		
4,8 x 8,0 mm	13,4 mm	2,0 - 4,5 mm	70705 48801				
4,8 x 10,0 mm	15,4 mm	4,5 - 6,0 mm	70705 48101				
4,8 x 12,0 mm	17,4 mm	6,0 - 8,0 mm	70705 48121				
4,8 x 14,0 mm	19,4 mm	8,0 - 10,0 mm	70705 48141				
4,8 x 16,0 mm	21,4 mm	10,0 - 12,0 mm	70705 48162				
4,8 x 18,0 mm	23,4 mm	12,0 - 14,0 mm	70705 48181				
4,8 x 20,0 mm	25,4 mm	14,0 - 16,0 mm	70705 48201				
4,8 x 25,0 mm	30,4 mm	16,0 - 21,0 mm	70705 48251				

BLINDNIETE FLACHRUNDKOPF

BLIND RIVETS DOMED HEAD


RIVETS AVEUGLES TÊTE PLATE









Aluminium AIMG 5,0
Aluminium AIMG 5,0
Aluminium AIMG 5,0


Edelstahl A2 [1.4301]
Stainless steel A2 [AISI 304]
Acier inox A2 [1.4301]

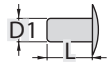





Ø 3,0 mm

D1 = 3,0 + 0,08 / - 0,1 mm
D2 = 6,5 + 0 / - 0,7 mm
k = 0,8 + / - 0,2 mm
d = 1,75 mm
P = ≥ 27,0 mm
L = + 1,0 / - 0,2 mm
 3,1 mm


	F-Max		CODE				
3,0 x 4,0 mm	8,4 mm	0,5 - 1,5 mm	70201 30400	600 N	700 N	1000	10000
3,0 x 6,0 mm	10,4 mm	1,5 - 3,5 mm	70201 30600			1000	10000
3,0 x 8,0 mm	12,4 mm	3,5 - 5,5 mm	70201 30800			1000	10000
3,0 x 10,0 mm	14,4 mm	5,5 - 7,0 mm	70201 30100			1000	10000
3,0 x 12,0 mm	16,4 mm	7,0 - 9,0 mm	70201 30120			1000	10000
3,0 x 14,0 mm	18,4 mm	9,0 - 11,0 mm	70201 30140			1000	10000
3,0 x 16,0 mm	20,4 mm	11,0 - 13,0 mm	70201 30160			1000	10000







Ø 3,2 mm

D1 = 3,2 + 0,08 / - 0,1 mm
D2 = 6,5 + 0 / - 0,7 mm
k = 0,8 + / - 0,2 mm
d = 1,95 mm
P = ≥ 27,0 mm
L = + 1,0 / - 0,2 mm
 3,3 mm

	F-Max		CODE				
3,2 x 6,0 mm	10,9 mm	1,5 - 3,5 mm	70201 32600	720 N	800 N	1000	10000
3,2 x 8,0 mm	12,9 mm	3,5 - 5,0 mm	70201 32800			1000	10000
3,2 x 10,0 mm	14,9 mm	5,0 - 7,0 mm	70201 32100			1000	10000
3,2 x 12,0 mm	16,9 mm	7,0 - 9,0 mm	70201 32120			1000	10000
3,2 x 14,0 mm	18,9 mm	9,0 - 11,0 mm	70201 32140			1000	10000
3,2 x 16,0 mm	20,9 mm	11,0 - 13,0 mm	70201 32160			1000	10000
3,2 x 18,0 mm	22,9 mm	13,0 - 15,0 mm	70201 32180			500	5000
3,2 x 20,0 mm	24,9 mm	15,0 - 17,0 mm	70201 32200			500	5000

Ø 4,0 mm

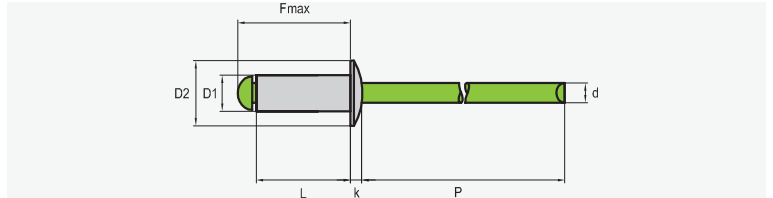
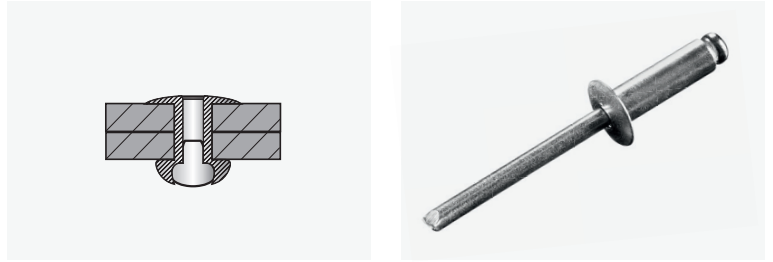
D1 = 4,0 + 0,08 / - 0,15 mm
D2 = 8,0 + 0 / - 1,0 mm
k = 1,0 + / - 0,3 mm
d = 2,1 mm
P = ≥ 27,0 mm
L = + 1,0 / - 0,2 mm
 4,1 mm

	F-Max		CODE				
4,0 x 6,0 mm	10,9 mm	1,5 - 3,0 mm	70201 40600	1100 N	1400 N	1000	10000
4,0 x 8,0 mm	12,9 mm	3,0 - 5,0 mm	70201 40800			1000	10000
4,0 x 10,0 mm	14,9 mm	5,0 - 7,0 mm	70201 40100			1000	10000
4,0 x 12,0 mm	16,9 mm	7,0 - 9,0 mm	70201 40120			1000	10000
4,0 x 14,0 mm	18,9 mm	9,0 - 11,0 mm	70201 40140			500	5000
4,0 x 16,0 mm	20,9 mm	10,0 - 12,5 mm	70201 40160			500	5000
4,0 x 18,0 mm	22,9 mm	12,5 - 15,0 mm	70201 40180			500	5000
4,0 x 20,0 mm	24,9 mm	15,0 - 17,0 mm	70201 40200			500	5000
4,0 x 25,0 mm	29,9 mm	19,0 - 21,0 mm	70201 40250			500	5000

BLINDNIETE FLACHRUNDKOPF

BLIND RIVETS DOMED HEAD

RIVETS AVEUGLES TÊTE PLATE



Aluminium AIMG 5,0
Aluminium AIMG 5,0
Aluminium AIMG 5,0

Edelstahl A2 [1.4301]
Stainless steel A2 [AISI 304]
Acier inox A2 [1.4301]

Ø 4,8 mm

D1 = 4,8 + 0,08 / - 0,15 mm
D2 = 9,5 + 0 / - 1,0 mm
k = 1,1 + / - 0,3 mm
d = 2,7 mm
P ≥ 27,0 mm
L = + 1,0 / - 0,2 mm
 4,9 mm

D1	F-Max	S	CODE	1500 N	1900 N		
4,8 x 6,0 mm	11,4 mm	1,0 - 3,0 mm	70201 48600	1500 N	1900 N	500	5000
4,8 x 8,0 mm	13,4 mm	3,0 - 4,5 mm	70201 48800			500	5000
4,8 x 10,0 mm	15,4 mm	4,5 - 6,5 mm	70201 48100			500	5000
4,8 x 12,0 mm	17,4 mm	6,5 - 8,5 mm	70201 48120			500	5000
4,8 x 14,0 mm	19,4 mm	8,5 - 10,5 mm	70201 48140			500	5000
4,8 x 16,0 mm	21,4 mm	10,5 - 12,0 mm	70201 48160			500	5000
4,8 x 18,0 mm	23,4 mm	12,0 - 14,0 mm	70201 48180			500	5000
4,8 x 20,0 mm	25,4 mm	14,0 - 16,5 mm	70201 48200			500	5000
4,8 x 25,0 mm	30,4 mm	16,5 - 20,0 mm	70201 48250			250	2500
4,8 x 30,0 mm	35,4 mm	20,0 - 25,0 mm	70201 48300			250	2500

Ø 5,0 mm

D1 = 5,0 + 0,08 / - 0,15 mm
D2 = 9,5 + 0 / - 1,0 mm
k = 1,1 + / - 0,3 mm
d = 2,7 mm
P ≥ 27,0 mm
L = + 1,0 / - 0,2 mm
 5,1 mm

D1	F-Max	S	CODE	2000 N	2300 N		
5,0 x 6,0 mm	11,4 mm	1,0 - 3,0 mm	70201 50600	2000 N	2300 N	500	5000
5,0 x 8,0 mm	13,4 mm	3,0 - 4,5 mm	70201 50800			500	5000
5,0 x 10,0 mm	15,4 mm	4,5 - 6,5 mm	70201 50100			500	5000
5,0 x 12,0 mm	17,4 mm	6,5 - 8,5 mm	70201 50120			500	5000
5,0 x 14,0 mm	19,4 mm	8,5 - 10,5 mm	70201 50140			500	5000
5,0 x 16,0 mm	21,4 mm	10,5 - 12,0 mm	70201 50160			500	5000
5,0 x 18,0 mm	23,4 mm	12,0 - 14,0 mm	70201 50180			500	5000
5,0 x 20,0 mm	25,4 mm	14,0 - 16,5 mm	70201 50200			500	5000
5,0 x 25,0 mm	30,4 mm	16,5 - 20,0 mm	70201 50250			250	2500
5,0 x 30,0 mm	35,4 mm	20,0 - 25,0 mm	70201 50300			250	2500

Ø 6,0 mm

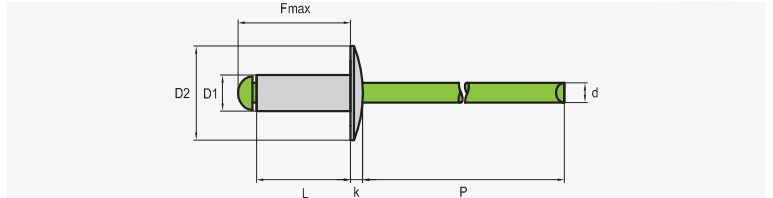
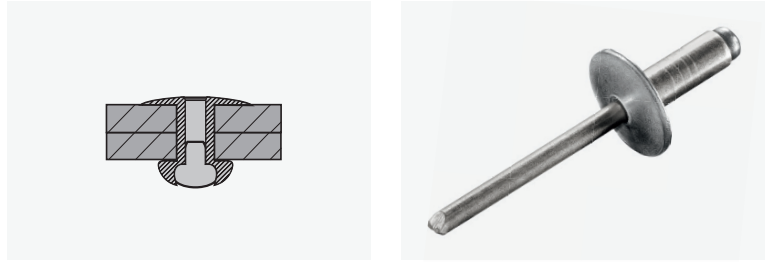
D1 = 6,0 + 0,08 / - 0,15 mm
D2 = 12,0 + 0 / - 1,5 mm
k = 1,5 + / - 0,4 mm
d = 3,6 mm
P ≥ 31,0 mm
L = + 1,0 / - 0,2 mm
 6,1 mm

D1	F-Max	S	CODE	2400 N	3400 N		
6,0 x 8,0 mm	13,9 mm	2,5 - 4,5 mm	70201 60800	2400 N	3400 N	250	2500
6,0 x 10,0 mm	15,9 mm	4,5 - 6,0 mm	70201 60100			250	2500
6,0 x 12,0 mm	17,9 mm	6,0 - 8,0 mm	70201 60120			250	2500
6,0 x 14,0 mm	19,9 mm	7,0 - 9,0 mm	70201 60140			250	2500
6,0 x 16,0 mm	21,9 mm	8,0 - 10,0 mm	70201 60160			250	2500
6,0 x 18,0 mm	23,9 mm	10,0 - 12,0 mm	70201 60180			250	2500

BLINDNIETE GROSSKOPF

BLIND RIVETS LARGE HEAD


RIVETS AVEUGLES TÊTE LARGE









Aluminium AIMG 5,0
Aluminium AIMG 5,0
Aluminium AIMG 5,0


Edelstahl A2 [1.4301]
Stainless steel A2 [AISI 304]
Acier inox A2 [1.4301]

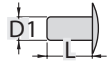





Ø 5,0 mm D2=11,0 mm

D1 = 5,0 + 0,08 / - 0,15 mm
D2 = 11,0 + / - 1,0 mm
k = 1,8 + / - 0,3 mm
d = 2,7 mm
P = ≥ 27,0 mm
L = + 1,0 / - 0,2 mm
 5,1 mm

	F-Max		CODE				
5,0 x 8,0 mm	13,4 mm	2,0 - 4,5 mm	70211 50800	1600 N	2400 N	500	5000
5,0 x 10,0 mm	15,4 mm	4,5 - 6,5 mm	70211 50100			500	5000
5,0 x 12,0 mm	17,4 mm	6,0 - 8,0 mm	70211 50120			500	5000
5,0 x 14,0 mm	19,4 mm	7,5 - 10,0 mm	70211 50140			250	2500
5,0 x 16,0 mm	21,4 mm	9,5 - 12,0 mm	70211 50160			250	2500
5,0 x 18,0 mm	23,4 mm	11,5 - 13,5 mm	70211 50180			250	2500
5,0 x 20,0 mm	25,4 mm	13,0 - 15,5 mm	70211 50200			250	2500
5,0 x 25,0 mm	30,4 mm	15,0 - 20,5 mm	70211 50250			250	2500
5,0 x 30,0 mm	35,4 mm	20,0 - 25,0 mm	70211 50300			250	2500

Ø 5,0 mm D2=14,0 mm

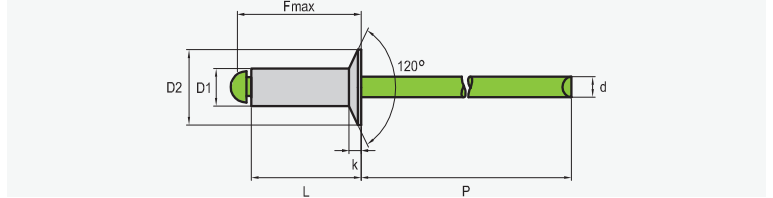

D1 = 5,0 + 0,08 / - 0,15 mm
D2 = 14,0 + 0,5 / - 1,0 mm
k = 1,8 + / - 0,3 mm
d = 2,7 mm
P = ≥ 27,0 mm
L = + 1,0 / - 0,2 mm
 5,1 mm

	F-Max		CODE				
5,0 x 8,0 mm	13,4 mm	2,0 - 4,5 mm	70221 50800	1600 N	2400 N	250	2500
5,0 x 10,0 mm	15,4 mm	4,5 - 6,5 mm	70221 50100			250	2500
5,0 x 12,0 mm	17,4 mm	6,0 - 8,0 mm	70221 50120			250	2500
5,0 x 14,0 mm	19,4 mm	7,5 - 10,0 mm	70221 50140			250	2500
5,0 x 16,0 mm	21,4 mm	9,5 - 12,0 mm	70221 50160			250	2500
5,0 x 18,0 mm	23,4 mm	11,5 - 13,5 mm	70221 50180			250	2500
5,0 x 20,0 mm	25,4 mm	13,0 - 15,5 mm	70221 50200			250	2500
5,0 x 25,0 mm	30,4 mm	15,0 - 20,5 mm	70221 50250			250	2500
5,0 x 30,0 mm	35,4 mm	20,0 - 25,0 mm	70221 50300			250	2500

BLINDNIETE SENKKOPF 120°

BLIND RIVETS COUNTERSUNK HEAD 120°


RIVETS AVEUGLES AVEUGLES TÊTE FRAISÉE 120°

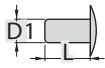
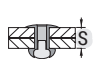






Aluminium AIMG 5,0
Aluminium AIMG 5,0
Aluminium AIMG 5,0


Edelstahl A2 [1.4301]
Stainless steel A2 [AISI 304]
Acier inox A2 [1.4301]

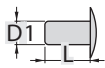
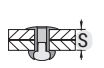




Ø 3,2 mm

D1 = 3,2 + 0,08 / - 0,1 mm
D2 = 6,0 + 0 / - 0,4 mm
k = -
d = 1,75 mm
P ≥ 27,0 mm
L = + 1,0 / - 0,2 mm
 3,3 mm


	F-Max		CODE				
3,2 x 6,0 mm	10,9 mm	1,5 - 3,5 mm	70251 32600	720 N	800 N	1000	10000
3,2 x 8,0 mm	12,9 mm	3,5 - 5,0 mm	70251 32800			1000	10000
3,2 x 10,0 mm	14,9 mm	5,0 - 7,0 mm	70251 32100			1000	10000
3,2 x 12,0 mm	16,9 mm	7,0 - 9,0 mm	70251 32120			1000	10000
3,2 x 14,0 mm	18,9 mm	9,0 - 10,5 mm	70251 32140			1000	10000

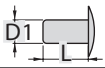
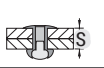




Ø 4,0 mm

D1 = 4,0 + 0,08 / - 0,15 mm
D2 = 7,5 + 0 / - 0,5 mm
k = -
d = 2,1 mm
P ≥ 27,0 mm
L = + 1,0 / - 0,2 mm
 4,1 mm

	F-Max		CODE				
4,0 x 6,0 mm	10,9 mm	1,5 - 3,0 mm	70251 40600	1100 N	1400 N	1000	10000
4,0 x 8,0 mm	12,9 mm	3,0 - 5,0 mm	70251 40800			1000	10000
4,0 x 10,0 mm	14,9 mm	5,0 - 6,5 mm	70251 40100			1000	10000
4,0 x 12,0 mm	16,9 mm	6,5 - 8,5 mm	70251 40120			1000	10000
4,0 x 14,0 mm	18,9 mm	8,5 - 10,5 mm	70251 40140			500	5000
4,0 x 16,0 mm	20,9 mm	10,5 - 12,5 mm	70251 40160			500	5000

Ø 4,8 mm

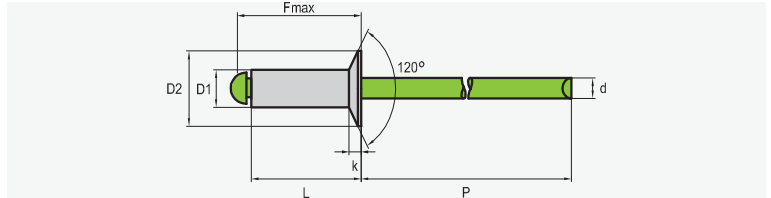

D1 = 4,8 + 0,08 / - 0,15 mm
D2 = 9,0 + 0 / - 0,5 mm
k = -
d = 2,7 mm
P ≥ 27,0 mm
L = + 1,0 / - 0,2 mm
 4,9 mm

	F-Max		CODE				
4,8 x 8,0 mm	13,4 mm	2,0 - 4,5 mm	70251 48800	1500 N	1900 N	500	5000
4,8 x 10,0 mm	15,4 mm	4,5 - 6,0 mm	70251 48100			500	5000
4,8 x 12,0 mm	17,4 mm	6,0 - 8,0 mm	70251 48120			500	5000
4,8 x 14,0 mm	19,4 mm	8,0 - 10,0 mm	70251 48140			500	5000
4,8 x 16,0 mm	21,4 mm	10,0 - 12,0 mm	70251 48160			500	5000
4,8 x 18,0 mm	23,4 mm	12,0 - 14,0 mm	70251 48180			500	5000
4,8 x 20,0 mm	25,4 mm	14,0 - 16,0 mm	70251 48200			500	5000
4,8 x 25,0 mm	30,4 mm	16,0 - 21,0 mm	70251 48250			250	2500

BLINDNIETE SENKKOPF 120°

BLIND RIVETS COUNTERSUNK HEAD 120°

RIVETS AVEUGLES AVEUGLES TÊTE FRAISÉE 120°



Aluminium AIMG 5,0
Aluminium AIMG 5,0
Aluminium AIMG 5,0

Edelstahl A2 [1.4301]
Stainless steel A2 [AISI 304]
Acier inox A2 [1.4301]

Ø 5,0 mm

D1 = 5,0 + 0,08 / - 0,15 mm

D2 = 9,0 + 0 / - 0,5 mm

k = -

d = 2,7 mm

P = ≥ 27,0 mm

L = + 1,0 / - 0,2 mm

5,1 mm

	F-Max		CODE				
5,0 x 8,0 mm	13,4 mm	2,5 - 4,0 mm	70251 50800	1820 N	2100 N	500	5000
5,0 x 10,0 mm	15,4 mm	4,0 - 6,0 mm	70251 50100			500	5000
5,0 x 12,0 mm	17,4 mm	6,0 - 8,0 mm	70251 50120			500	5000
5,0 x 14,0 mm	19,4 mm	8,0 - 10,0 mm	70251 50140			500	5000
5,0 x 16,0 mm	21,4 mm	10,0 - 12,0 mm	70251 50160			500	5000
5,0 x 18,0 mm	23,4 mm	12,0 - 14,0 mm	70251 50180			500	5000
5,0 x 20,0 mm	30,4 mm	14,0 - 17,0 mm	70251 50200			500	5000
5,0 x 25,0 mm	35,4 mm	17,0 - 21,0 mm	70251 50250			250	2500

BLINDNIETE

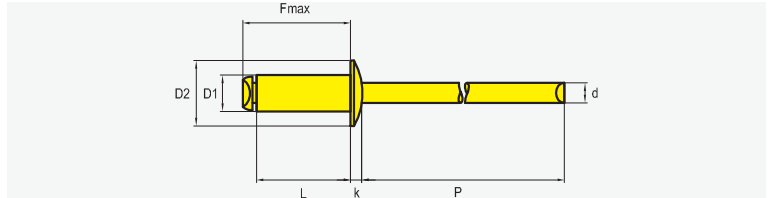
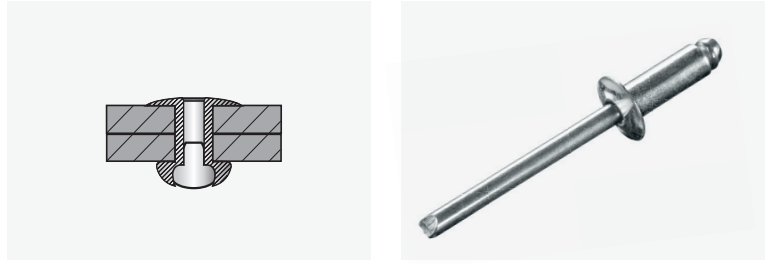
FLACHRUNDKOPF (~ DIN EN ISO 15979)

BLIND RIVETS

DOMED HEAD (~ DIN EN ISO 15979)

RIVETS AVEUGLES

TÊTE PLATE (~ DIN EN ISO 15979)



Stahl verzinkt
Steel zinc plated
Acier zingué

Stahl verzinkt
Steel zinc plated
Acier zingué

Ø 3,0 mm

D1 = 3,0 + 0,08 / - 0,1 mm

D2 = 6,5 + 0 / - 0,7 mm

k = 0,8 +/- 0,2 mm

d = 1,9 mm

P ≥ 27,0 mm

L = + 1,0 / - 0,2 mm

3,1 mm

	F-Max		CODE				
3,0 x 5,0 mm	9,4 mm	0,5 - 1,5 mm	70801 30500	915 N	1125 N	1000	10000
3,0 x 6,0 mm	10,4 mm	1,5 - 3,0 mm	70801 30600			1000	10000
3,0 x 8,0 mm	12,4 mm	3,0 - 5,0 mm	70801 30800			1000	10000
3,0 x 10,0 mm	14,4 mm	5,0 - 7,0 mm	70801 30100			1000	10000
3,0 x 12,0 mm	16,4 mm	7,0 - 9,0 mm	70801 30120			1000	10000
3,0 x 14,0 mm	18,4 mm	9,0 - 11,0 mm	70801 30140			1000	10000
3,0 x 16,0 mm	20,4 mm	11,0 - 13,0 mm	70801 30160			1000	10000
3,0 x 18,0 mm	22,4 mm	13,0 - 15,0 mm	70801 30180			1000	10000
3,0 x 20,0 mm	24,4 mm	15,0 - 17,0 mm	70801 30200			500	5000
3,0 x 25,0 mm	29,4 mm	17,0 - 22,0 mm	70801 30250			500	5000

Ø 3,2 mm

D1 = 3,2 + 0,08 / - 0,1 mm

D2 = 6,5 + 0 / - 0,7 mm

k = 0,8 +/- 0,2 mm

d = 2,0 mm

P ≥ 27,0 mm

L = + 1,0 / - 0,2 mm

3,3 mm

	F-Max		CODE				
3,2 x 5,0 mm	9,9 mm	0,5 - 1,5 mm	70801 32500	1060 N	1285 N	1000	10000
3,2 x 6,0 mm	10,9 mm	1,5 - 3,0 mm	70801 32600			1000	10000
3,2 x 8,0 mm	12,9 mm	3,0 - 5,0 mm	70801 32800			1000	10000
3,2 x 10,0 mm	14,9 mm	5,0 - 7,0 mm	70801 32100			1000	10000
3,2 x 12,0 mm	16,9 mm	7,0 - 9,0 mm	70801 32120			1000	10000
3,2 x 14,0 mm	18,9 mm	9,0 - 11,0 mm	70801 32140			1000	10000
3,2 x 16,0 mm	20,9 mm	11,0 - 13,0 mm	70801 32160			1000	10000
3,2 x 18,0 mm	22,9 mm	13,0 - 15,0 mm	70801 32180			1000	10000
3,2 x 20,0 mm	24,9 mm	15,0 - 17,0 mm	70801 32200			500	5000
3,2 x 25,0 mm	29,9 mm	17,0 - 22,0 mm	70801 32250			500	5000

BLINDNIETE

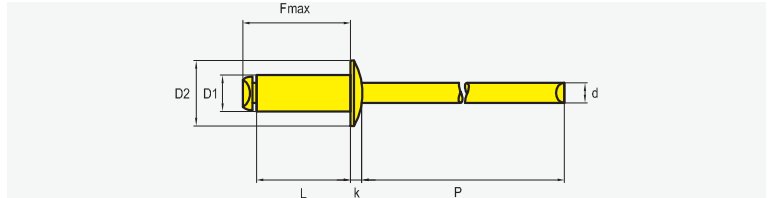

FLACHRUNDKOPF (~ DIN EN ISO 15979)

BLIND RIVETS

DOMED HEAD (~ DIN EN ISO 15979)

RIVETS AVEUGLES

TÊTE PLATE (~ DIN EN ISO 15979)



Stahl verzinkt
Steel zinc plated
Acier zingué

Stahl verzinkt
Steel zinc plated
Acier zingué

Ø 4,0 mm

D1 = 4,0 + 0,08 / - 0,15 mm

D2 = 8,0 + 0 / - 1,0 mm

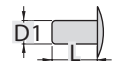





k = 1,0 + / - 0,3 mm

d = 2,5 mm

P = ≥ 27,0 mm

L = + 1,0 / - 0,2 mm

 4,1 mm

	F-Max		CODE				
4,0 x 6,0 mm	10,9 mm	0,5 - 2,5 mm	70801 40600	1550 N	1990 N	1000	10000
4,0 x 8,0 mm	12,9 mm	2,5 - 4,5 mm	70801 40800			1000	10000
4,0 x 10,0 mm	14,9 mm	4,5 - 6,5 mm	70801 40100			1000	10000
4,0 x 12,0 mm	16,9 mm	6,5 - 8,5 mm	70801 40120			1000	10000
4,0 x 14,0 mm	18,9 mm	8,5 - 10,5 mm	70801 40140			500	5000
4,0 x 16,0 mm	20,9 mm	10,5 - 12,5 mm	70801 40160			500	5000
4,0 x 18,0 mm	22,9 mm	12,5 - 14,5 mm	70801 40180			500	5000
4,0 x 20,0 mm	24,9 mm	14,5 - 16,5 mm	70801 40200			500	5000
4,0 x 24,0 mm	28,9 mm	17,5 - 19,5 mm	70801 40240			500	5000
4,0 x 25,0 mm	29,9 mm	18,5 - 20,5 mm	70801 40250			500	5000
4,0 x 30,0 mm	34,9 mm	20,0 - 25,0 mm	70801 40300	500	5000		

Ø 4,8 mm

D1 = 4,8 + 0,08 / - 0,15 mm

D2 = 9,5 + 0 / - 1,0 mm

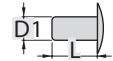





k = 1,1 + / - 0,3 mm

d = 2,9 mm

P = ≥ 27,0 mm

L = + 1,0 / - 0,2 mm

 4,9 mm

	F-Max		CODE				
4,8 x 6,0 mm	11,4 mm	1,0 - 2,5 mm	70801 48060	2300 N	2920 N	500	5000
4,8 x 8,0 mm	13,4 mm	2,5 - 4,5 mm	70801 48080			500	5000
4,8 x 10,0 mm	15,4 mm	4,5 - 6,0 mm	70801 48100			500	5000
4,8 x 12,0 mm	17,4 mm	6,0 - 8,0 mm	70801 48120			500	5000
4,8 x 14,0 mm	19,4 mm	8,0 - 10,0 mm	70801 48140			500	5000
4,8 x 16,0 mm	21,4 mm	10,0 - 11,5 mm	70801 48160			500	5000
4,8 x 18,0 mm	23,4 mm	11,5 - 13,5 mm	70801 48180			500	5000
4,8 x 20,0 mm	25,4 mm	13,5 - 15,0 mm	70801 48200			500	5000
4,8 x 22,0 mm	27,4 mm	15,0 - 17,0 mm	70801 48220			500	5000
4,8 x 25,0 mm	30,4 mm	17,0 - 20,0 mm	70801 48250			250	2500
4,8 x 30,0 mm	35,4 mm	20,0 - 25,0 mm	70801 48300			250	2500
4,8 x 35,0 mm	40,4 mm	25,0 - 30,0 mm	70801 48351			250	2500
4,8 x 40,0 mm	45,4 mm	30,0 - 35,0 mm	70801 48400			250	2500

BLINDNIETE

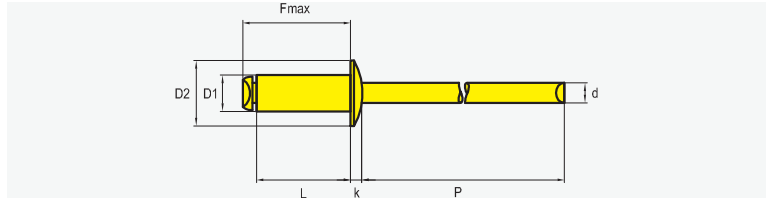

FLACHRUNDKOPF (~ DIN EN ISO 15979)

BLIND RIVETS

DOMED HEAD (~ DIN EN ISO 15979)

RIVETS AVEUGLES

TÊTE PLATE (~ DIN EN ISO 15979)



Stahl verzinkt
Steel zinc plated
Acier zingué

Stahl verzinkt
Steel zinc plated
Acier zingué

Ø 5,0 mm

D1 = 5,0 + 0,08 / - 0,15 mm
D2 = 9,5 + 0 / - 1,0 mm
k = 1,1 + / - 0,3 mm
d = 2,9 mm
P ≥ 27,0 mm
L = + 1,0 / - 0,2 mm
 5,1 mm

	F-Max		CODE				
5,0 x 6,0 mm	11,4 mm	1,0 - 2,5 mm	70801 50600	2575 N	3255 N	500	5000
5,0 x 8,0 mm	13,4 mm	2,5 - 4,0 mm	70801 50800			500	5000
5,0 x 10,0 mm	15,4 mm	4,0 - 6,0 mm	70801 50100			500	5000
5,0 x 12,0 mm	17,4 mm	6,0 - 8,0 mm	70801 50120			500	5000
5,0 x 14,0 mm	19,4 mm	8,0 - 10,0 mm	70801 50140			500	5000
5,0 x 16,0 mm	21,4 mm	10,0 - 11,5 mm	70801 50160			500	5000
5,0 x 18,0 mm	23,4 mm	11,5 - 13,5 mm	70801 50180			500	5000
5,0 x 20,0 mm	25,4 mm	13,5 - 15,0 mm	70801 50200			500	5000
5,0 x 22,0 mm	27,4 mm	15,0 - 17,0 mm	70801 50220			500	5000
5,0 x 25,0 mm	30,4 mm	17,0 - 20,0 mm	70801 50250			250	2500
5,0 x 30,0 mm	35,4 mm	20,0 - 25,0 mm	70801 50300			250	2500
5,0 x 35,0 mm	40,4 mm	25,0 - 30,0 mm	70801 50350			250	2500
5,0 x 40,0 mm	45,4 mm	30,0 - 35,0 mm	70801 50400			250	2500

Ø 6,0 mm

D1 = 6,0 + 0,08 / - 0,15 mm
D2 = 12,0 + 0 / - 1,5 mm
k = 1,5 + / - 0,4 mm
d = 3,65 mm
P ≥ 31,0 mm
L = + 1,0 / - 0,2 mm
 6,1 mm

	F-Max		CODE				
6,0 x 10,0 mm	15,9 mm	2,5 - 4,5 mm	70801 60100	4000 N	5000 N	250	2500
6,0 x 12,0 mm	17,9 mm	4,5 - 6,5 mm	70801 60120			250	2500
6,0 x 15,0 mm	20,9 mm	6,5 - 9,5 mm	70801 60150			250	2500
6,0 x 18,0 mm	23,9 mm	9,5 - 12,5 mm	70801 60180			250	2500
6,0 x 22,0 mm	27,9 mm	12,5 - 16,5 mm	70801 60220			250	2500
6,0 x 26,0 mm	31,9 mm	16,0 - 19,0 mm	70801 60260			250	2500
6,0 x 30,0 mm	35,9 mm	19,0 - 24,0 mm	70801 60300			250	2500

Ø 6,4 mm

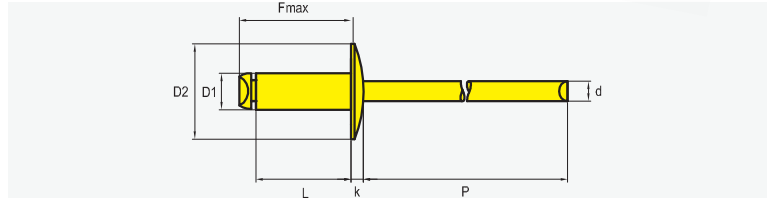

D1 = 6,4 + 0,08 / - 0,15 mm
D2 = 13,0 + 0 / - 1,5 mm
k = 1,8 + / - 0,4 mm
d = 3,85 mm
P ≥ 31,0 mm
L = + 1,0 / - 0,2 mm
 6,5 mm

	F-Max		CODE				
6,4 x 8,0 mm	14,4 mm	1,0 - 3,0 mm	70801 64800	4350 N	5400 N	250	2500
6,4 x 10,0 mm	16,4 mm	2,0 - 4,0 mm	70801 64100			250	2500
6,4 x 12,0 mm	18,4 mm	3,0 - 6,0 mm	70801 64120			250	2500
6,4 x 15,0 mm	21,4 mm	6,0 - 9,0 mm	70801 64150			250	2500
6,4 x 18,0 mm	24,4 mm	9,0 - 12,0 mm	70801 64180			250	2500
6,4 x 20,0 mm	26,4 mm	12,0 - 16,0 mm	70801 64200			250	2500
6,4 x 26,0 mm	32,4 mm	16,0 - 20,0 mm	70801 64260			250	2500
6,4 x 30,0 mm	36,4 mm	20,0 - 24,0 mm	70801 64300			250	2500

BLINDNIETE GROSSKOPF

BLIND RIVETS LARGE HEAD


RIVETS AVEUGLES TÊTE LARGE



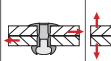





Stahl verzinkt
Steel zinc plated
Acier zingué


Stahl verzinkt
Steel zinc plated
Acier zingué

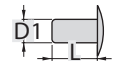

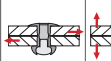



Ø 3,2 mm D2=9,5 mm

D1 = 3,2 + 0,08 / - 0,1 mm
D2 = 9,5 + 0,3 / - 0,7 mm
k = ≤ 2,0 mm
d = 2,0 mm
P = ≥ 27,0 mm
L = + 1,0 / - 0,2 mm
 3,3 mm


	F-Max		CODE				
3,2 x 8,0 mm	12,9 mm	3,0 - 5,0 mm	70812 32800	1060 N	1285 N	500	5000
3,2 x 10,0 mm	14,9 mm	5,0 - 7,0 mm	70812 32100			500	5000
3,2 x 12,0 mm	16,9 mm	7,0 - 9,0 mm	70812 32120			500	5000
3,2 x 14,0 mm	18,9 mm	9,0 - 11,0 mm	70812 32140			500	5000

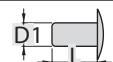

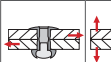



Ø 4,0 mm D2=12,0 mm

D1 = 4,0 + 0,08 / - 0,15 mm
D2 = 12,0 + 0,5 / - 1,0 mm
k = ≤ 2,5 mm
d = 2,5 mm
P = ≥ 27,0 mm
L = + 1,0 / - 0,2 mm
 4,1 mm


	F-Max		CODE				
4,0 x 8,0 mm	12,9 mm	2,5 - 4,5 mm	70812 40800	1550 N	1990 N	500	5000
4,0 x 10,0 mm	14,9 mm	4,5 - 6,5 mm	70812 40100			500	5000
4,0 x 12,0 mm	16,9 mm	6,5 - 8,5 mm	70812 40120			500	5000
4,0 x 14,0 mm	18,9 mm	8,5 - 10,5 mm	70812 40140			500	5000
4,0 x 16,0 mm	20,9 mm	10,5 - 12,5 mm	70812 40160			500	5000



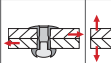



Ø 4,8 mm D2=14,0 mm

D1 = 4,8 + 0,08 / - 0,15 mm
D2 = 14,0 + 0,5 / - 1,0 mm
k = ≤ 2,5 mm
d = 2,9 mm
P = ≥ 27,0 mm
L = + 1,0 / - 0,2 mm
 4,9 mm

	F-Max		CODE				
4,8 x 10,0 mm	14,9 mm	4,5 - 6,0 mm	70812 48100	2300 N	2920 N	500	5000
4,8 x 12,0 mm	16,9 mm	6,0 - 8,0 mm	70812 48120			500	5000
4,8 x 14,0 mm	18,9 mm	8,0 - 10,0 mm	70812 48140			250	2500
4,8 x 16,0 mm	20,9 mm	10,0 - 11,5 mm	70812 48160			250	2500
4,8 x 18,0 mm	22,9 mm	11,5 - 13,5 mm	70812 48180			250	2500
4,8 x 20,0 mm	24,9 mm	13,5 - 15,0 mm	70812 48200			250	2500
4,8 x 22,0 mm	26,9 mm	15,0 - 17,0 mm	70812 48220			250	2500

Ø 4,8 mm D2=16,0 mm

D1 = 4,8 + 0,08 / - 0,15 mm
D2 = 16,0 + 0,5 / - 1,0 mm
k = ≤ 2,5 mm
d = 2,9 mm
P = ≥ 27,0 mm
L = + 1,0 / - 0,2 mm
 4,9 mm

	F-Max		CODE				
4,8 x 10,0 mm	15,4 mm	4,5 - 6,0 mm	70813 48100	2300 N	2920 N	250	2500
4,8 x 12,0 mm	17,4 mm	6,0 - 8,0 mm	70811 48120			250	2500
4,8 x 14,0 mm	19,4 mm	8,0 - 10,0 mm	70813 48140			250	2500
4,8 x 16,0 mm	21,4 mm	10,0 - 11,5 mm	70813 48160			250	2500
4,8 x 18,0 mm	23,4 mm	11,5 - 13,5 mm	70813 48180			250	2500
4,8 x 20,0 mm	25,4 mm	13,5 - 15,0 mm	70813 48200			250	2500
4,8 x 22,0 mm	27,4 mm	15,0 - 17,0 mm	70813 48220			250	2500

BLINDNIETE

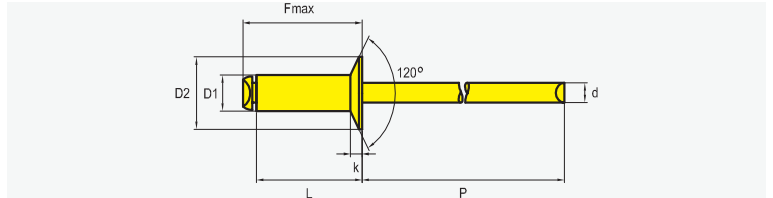

SENKKOPF 120° (~ DIN EN ISO 15980)

BLIND RIVETS

COUNTERSUNK HEAD 120° (~ DIN EN ISO 15980)

RIVETS AVEUGLES

AVEUGLES TÊTE FRAISÉE 120° (~ DIN EN ISO 15980)



Stahl verzinkt
Steel zinc plated
Acier zingué

Stahl verzinkt
Steel zinc plated
Acier zingué

Ø 3,0 mm

D1 = 3,0 + 0,08 / - 0,1 mm

D2 = 6,0 + 0 / - 0,4 mm

k = -

d = 1,9 mm

P ≥ 27,0 mm

L = + 1,0 / - 0,2 mm

3,1 mm

	F-Max						
3,0 x 6,0 mm	10,4 mm	1,5 - 3,0 mm	70811 30600	950 N	1125 N	1000	10000
3,0 x 8,0 mm	12,4 mm	3,0 - 5,0 mm	70811 30800				
3,0 x 10,0 mm	14,4 mm	5,0 - 7,0 mm	70811 30100				
3,0 x 12,0 mm	16,4 mm	7,0 - 9,0 mm	70811 30120				

Ø 3,2 mm

D1 = 3,2 + 0,08 / - 0,1 mm

D2 = 6,0 + 0 / - 0,4 mm

k = -

d = 2,0 mm

P ≥ 27,0 mm

L = + 1,0 / - 0,2 mm

3,3 mm

	F-Max						
3,2 x 6,0 mm	10,9 mm	1,5 - 3,0 mm	70811 32600	1060 N	1285 N	1000	10000
3,2 x 8,0 mm	12,9 mm	3,0 - 5,0 mm	70811 32800				
3,2 x 10,0 mm	14,9 mm	5,0 - 7,0 mm	70811 32100				
3,2 x 12,0 mm	16,9 mm	7,0 - 9,0 mm	70811 32120				
3,2 x 14,0 mm	18,9 mm	8,0 - 11,0 mm	70811 32140				

Ø 4,0 mm

D1 = 4,0 + 0,08 / - 0,15 mm

D2 = 7,5 + 0 / - 0,5 mm

k = -

d = 2,5 mm

P ≥ 27,0 mm

L = + 1,0 / - 0,2 mm

4,1 mm

	F-Max						
4,0 x 6,0 mm	10,9 mm	1,5 - 2,5 mm	70811 40600	1550 N	1990 N	1000	10000
4,0 x 8,0 mm	12,9 mm	2,5 - 4,5 mm	70811 40800				
4,0 x 10,0 mm	14,9 mm	4,5 - 6,5 mm	70811 40100				
4,0 x 12,0 mm	16,9 mm	6,5 - 8,5 mm	70811 40120				
4,0 x 14,0 mm	18,9 mm	8,5 - 10,5 mm	70811 40140				
4,0 x 16,0 mm	20,9 mm	10,5 - 12,5 mm	70811 40160				
4,0 x 18,0 mm	22,9 mm	12,5 - 14,5 mm	70811 40180				
4,0 x 20,0 mm	24,9 mm	14,5 - 16,0 mm	70811 40200				
4,0 x 25,0 mm	29,9 mm	15,0 - 20,0 mm	70811 40250				

BLINDNIETE

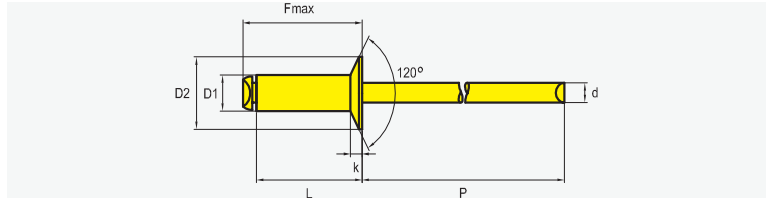

SENKKOPF 120° (~ DIN EN ISO 15980)

BLIND RIVETS

COUNTERSUNK HEAD 120° (~ DIN EN ISO 15980)

RIVETS AVEUGLES

AVEUGLES TÊTE FRAISÉE 120° (~ DIN EN ISO 15980)



Stahl verzinkt
Steel zinc plated
Acier zingué

Stahl verzinkt
Steel zinc plated
Acier zingué

Ø 4,8 mm

D1 = 4,8 + 0,08 / - 0,15 mm

D2 = 9,0 + 0 / - 0,5 mm

k = -

d = 2,9 mm

P = ≥ 27,0 mm

L = + 1,0 / - 0,2 mm

4,9 mm

	F-Max		CODE					
4,8 x 8,0 mm	13,4 mm	1,5 - 4,0 mm	70811 48800	2300 N	2920 N		500	5000
4,8 x 10,0 mm	15,4 mm	3,5 - 6,0 mm	70811 48100				500	5000
4,8 x 12,0 mm	17,4 mm	6,0 - 8,0 mm	70811 48121				500	5000
4,8 x 14,0 mm	19,4 mm	8,0 - 10,0 mm	70811 48141				500	5000
4,8 x 16,0 mm	21,4 mm	10,0 - 11,5 mm	70811 48160				500	5000
4,8 x 18,0 mm	23,4 mm	11,5 - 13,5 mm	70811 48180				500	5000
4,8 x 20,0 mm	25,4 mm	13,5 - 15,5 mm	70811 48200				500	5000
4,8 x 22,0 mm	27,4 mm	15,5 - 17,5 mm	70811 48220				500	5000
4,8 x 25,0 mm	30,4 mm	17,5 - 20,5 mm	70811 48250				500	5000
4,8 x 30,0 mm	35,4 mm	20,0 - 25,0 mm	70811 48300				500	5000
4,8 x 35,0 mm	40,4 mm	25,0 - 30,0 mm	70811 48350				500	5000
4,8 x 40,0 mm	45,4 mm	30,0 - 35,0 mm	70811 48400				500	5000

Ø 5,0 mm

D1 = 5,0 + 0,08 / - 0,15 mm

D2 = 9,0 + 0 / - 0,5 mm

k = -

d = 2,9 mm

P = ≥ 27,0 mm

L = + 1,0 / - 0,2 mm

5,1 mm

	F-Max		CODE					
5,0 x 8,0 mm	13,4 mm	1,5 - 4,0 mm	70811 50800	2575 N	3255 N		500	5000
5,0 x 10,0 mm	15,4 mm	4,0 - 6,0 mm	70811 50100				500	5000
5,0 x 12,0 mm	17,4 mm	6,0 - 8,0 mm	70811 50120				500	5000
5,0 x 14,0 mm	19,4 mm	7,0 - 9,0 mm	70811 50140				500	5000
5,0 x 16,0 mm	21,4 mm	9,0 - 11,0 mm	70811 50160				500	5000
5,0 x 18,0 mm	23,4 mm	11,5 - 13,5 mm	70811 50180				500	5000
5,0 x 20,0 mm	25,4 mm	13,0 - 15,0 mm	70811 50200				500	5000
5,0 x 25,0 mm	30,4 mm	15,0 - 20,0 mm	70811 50250				250	2500
5,0 x 30,0 mm	35,4 mm	20,0 - 25,0 mm	70811 50300				250	2500
5,0 x 35,0 mm	40,4 mm	25,0 - 30,0 mm	70811 50350				250	2500
5,0 x 40,0 mm	45,4 mm	30,0 - 35,0 mm	70811 50400				250	2500

BLINDNIETE

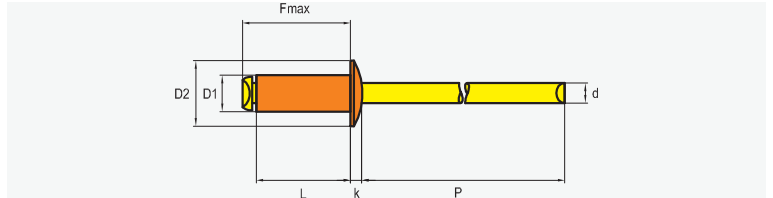

FLACHRUNDKOPF (~ DIN EN ISO 16582)

BLIND RIVETS

DOMED HEAD (~ DIN EN ISO 16582)

RIVETS AVEUGLES


TÊTE PLATE (~ DIN EN ISO 16582)








Kupfer Legierung
Copper alloy
Cuivre alliage


Stahl verzinkt
Steel zinc plated
Acier zingué

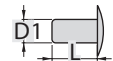




Ø 3,0 mm

D1 = 3,0 + 0,08 / - 0,1 mm
D2 = 6,5 + 0 / - 0,7 mm
k = 0,8 + / - 0,2 mm
d = 1,75 mm
P ≥ 27,0 mm
L = + 1,0 / - 0,2 mm
 3,1 mm


	F-Max		CODE				
3,0 x 4,0 mm	8,4 mm	0,5 - 1,5 mm	70501 30400	600 N	700 N	1000	10000
3,0 x 6,0 mm	10,4 mm	1,0 - 3,0 mm	70501 30600			1000	10000
3,0 x 8,0 mm	12,4 mm	3,0 - 5,0 mm	70501 30800			1000	10000
3,0 x 10,0 mm	14,4 mm	5,0 - 7,0 mm	70501 30100			1000	10000
3,0 x 12,0 mm	16,4 mm	7,0 - 9,0 mm	70501 30120			1000	10000

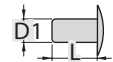




Ø 3,2 mm

D1 = 3,2 + 0,08 / - 0,1 mm
D2 = 6,5 + 0 / - 0,7 mm
k = 0,8 + / - 0,2 mm
d = 1,95 mm
P ≥ 27,0 mm
L = + 1,0 / - 0,2 mm
 3,3 mm


	F-Max		CODE				
3,2 x 6,0 mm	10,9 mm	1,0 - 3,0 mm	70501 32600	700 N	800 N	1000	10000
3,2 x 8,0 mm	12,9 mm	3,0 - 5,0 mm	70501 32800			1000	10000
3,2 x 10,0 mm	14,9 mm	5,0 - 7,0 mm	70501 32100			1000	10000
3,2 x 12,0 mm	16,9 mm	7,0 - 9,0 mm	70501 32120			1000	10000

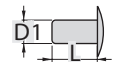




Ø 4,0 mm

D1 = 4,0 + 0,08 / - 0,15 mm
D2 = 8,0 + 0 / - 1,0 mm
k = 1,0 + / - 0,3 mm
d = 2,1 mm
P ≥ 27,0 mm
L = + 1,0 / - 0,2 mm
 4,1 mm

	F-Max		CODE				
4,0 x 6,0 mm	10,9 mm	1,0 - 2,0 mm	70501 40600	1000 N	1500 N	1000	10000
4,0 x 8,0 mm	12,9 mm	2,0 - 4,0 mm	70501 40800			1000	10000
4,0 x 10,0 mm	14,9 mm	4,0 - 6,0 mm	70501 40100			1000	10000
4,0 x 12,0 mm	16,9 mm	6,0 - 8,0 mm	70501 40120			1000	10000
4,0 x 14,0 mm	18,9 mm	8,0 - 10,0 mm	70501 40140			500	5000
4,0 x 16,0 mm	20,9 mm	10,0 - 12,0 mm	70501 40160			500	5000

Ø 4,8 mm

D1 = 4,8 + 0,08 / - 0,15 mm
D2 = 9,5 + 0 / - 1,0 mm
k = 1,1 + / - 0,3 mm
d = 2,7 mm
P ≥ 27,0 mm
L = + 1,0 / - 0,2 mm
 4,9 mm

	F-Max		CODE				
4,8 x 8,0 mm	13,4 mm	1,5 - 3,5 mm	70501 48800	1500 N	2000 N	500	5000
4,8 x 10,0 mm	15,4 mm	3,5 - 5,5 mm	70501 48100			500	5000
4,8 x 12,0 mm	17,4 mm	5,5 - 7,5 mm	70501 48120			500	5000
4,8 x 14,0 mm	19,4 mm	7,5 - 9,5 mm	70501 48140			500	5000
4,8 x 16,0 mm	21,4 mm	9,5 - 11,5 mm	70501 48160			500	5000
4,8 x 18,0 mm	23,4 mm	11,5 - 13,5 mm	70501 48180			500	5000
4,8 x 20,0 mm	25,4 mm	13,5 - 15,5 mm	70501 48200			500	5000

BLINDNIETE

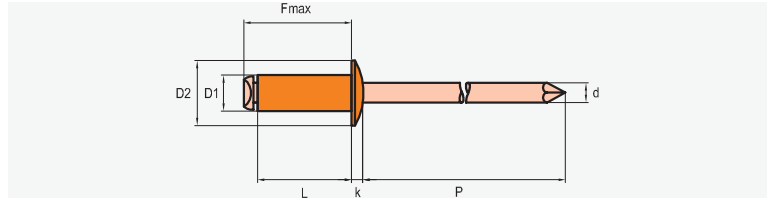

FLACHRUNDKOPF (~ DIN EN ISO 16582)

BLIND RIVETS

DOMED HEAD (~ DIN EN ISO 16582)

RIVETS AVEUGLES


TÊTE PLATE (~ DIN EN ISO 16582)










Kupfer Legierung
Copper alloy
Cuivre alliage


Bronze
Bronze
Bronze

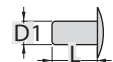






Ø 3,0 mm

D1 = 3,0 + 0,08 / - 0,1 mm
D2 = 6,5 + 0 / - 0,7 mm
k = 0,8 + / - 0,2 mm
d = 2,0 mm
P ≥ 27,0 mm
L = + 1,0 / - 0,2 mm
 3,1 mm


	F-Max						
3,0 x 5,0 mm	9,4 mm	0,5 - 2,5 mm	70901 30502	600 N	700 N	1000	10000
3,0 x 6,0 mm	10,4 mm	1,5 - 3,5 mm	70901 30602			1000	10000
3,0 x 8,0 mm	12,4 mm	3,0 - 5,5 mm	70901 30802			1000	10000
3,0 x 10,0 mm	14,4 mm	5,5 - 7,5 mm	70901 30102			1000	10000
3,0 x 12,0 mm	16,4 mm	7,5 - 9,5 mm	70901 30122			1000	10000








Ø 3,2 mm

D1 = 3,2 + 0,08 / - 0,1 mm
D2 = 6,5 + 0 / - 0,7 mm
k = 0,8 + / - 0,2 mm
d = 2,0 mm
P ≥ 27,0 mm
L = + 1,0 / - 0,2 mm
 3,3 mm


	F-Max						
3,2 x 5,0 mm	9,9 mm	0,5 - 2,5 mm	70901 32502	700 N	800 N	1000	10000
3,2 x 6,0 mm	10,9 mm	1,5 - 3,5 mm	70901 32602			1000	10000
3,2 x 7,0 mm	11,9 mm	2,5 - 4,5 mm	70901 32702			1000	10000
3,2 x 9,0 mm	13,9 mm	4,5 - 6,5 mm	70901 32902			1000	10000
3,2 x 10,0 mm	14,9 mm	5,5 - 7,5 mm	70901 32102			1000	10000
3,2 x 12,0 mm	16,9 mm	7,5 - 9,5 mm	70901 32122			1000	10000
3,2 x 14,0 mm	18,9 mm	9,5 - 11,0 mm	70901 32140			1000	10000
3,2 x 16,0 mm	20,9 mm	10,5 - 12,5 mm	70901 32160			1000	10000

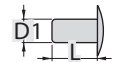






Ø 4,0 mm

D1 = 4,0 + 0,08 / - 0,15 mm
D2 = 8,0 + 0 / - 1,0 mm
k = 1,0 + / - 0,3 mm
d = 2,5 mm
P ≥ 27,0 mm
L = + 1,0 / - 0,2 mm
 4,1 mm

	F-Max						
4,0 x 6,0 mm	10,9 mm	1,0 - 3,0 mm	70901 40602	1000 N	1500 N	1000	10000
4,0 x 8,0 mm	12,9 mm	3,0 - 5,0 mm	70901 40802			1000	10000
4,0 x 10,0 mm	14,9 mm	5,0 - 6,5 mm	70901 40102			1000	10000
4,0 x 12,0 mm	16,9 mm	6,5 - 8,5 mm	70901 40122			1000	10000
4,0 x 14,0 mm	18,9 mm	8,5 - 10,5 mm	70901 40142			500	5000
4,0 x 16,0 mm	20,9 mm	10,5 - 12,5 mm	70901 40162			500	5000

Ø 4,8 mm

D1 = 4,8 + 0,08 / - 0,15 mm
D2 = 9,5 + 0 / - 1,0 mm
k = 1,1 + / - 0,3 mm
d = 2,9 mm
P ≥ 27,0 mm
L = + 1,0 / - 0,2 mm
 4,9 mm

	F-Max						
4,8 x 8,0 mm	13,4 mm	1,5 - 3,5 mm	70901 48802	1500 N	2000 N	500	5000
4,8 x 10,0 mm	15,4 mm	3,5 - 5,5 mm	70901 48102			500	5000
4,8 x 12,0 mm	17,4 mm	5,5 - 7,5 mm	70901 48122			500	5000
4,8 x 14,0 mm	19,4 mm	7,5 - 9,5 mm	70901 48142			500	5000
4,8 x 16,0 mm	21,4 mm	9,5 - 11,5 mm	70901 48162			500	5000

BLINDNIETE

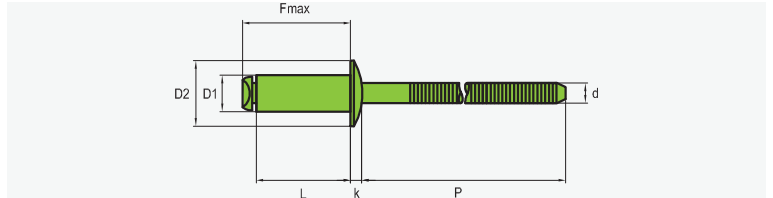
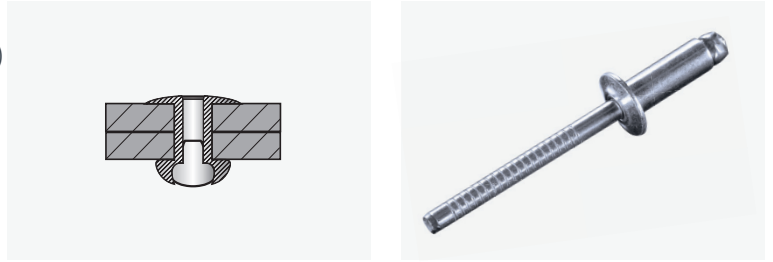
FLACHRUNDKOPF MIT GERILLTEM NIETDORN (~ DIN EN ISO 15983)

BLIND RIVETS

DOMED HEAD WITH GROOVED MANDREL (~ DIN EN ISO 15983)

RIVETS AVEUGLES


TÊTE PLATE AVEC CLOU CANNÉLÉ (~ DIN EN ISO 15983)









Edelstahl A2 [1.4301]
Stainless steel A2 [AISI 304]
Acier inox A2 [1.4301]


Edelstahl A2 [1.4301]
Stainless steel A2 [AISI 304]
Acier inox A2 [1.4301]







Ø 3,0 mm

D1 = 3,0 + 0,08 / - 0,1 mm
D2 = 6,5 + 0 / - 0,7 mm
k = 0,8 +/- 0,2 mm
d = 1,9 mm
P ≥ 27,0 mm
L = + 1,0 / - 0,2 mm
 3,1 mm


	F-Max		CODE				
3,0 x 4,0 mm	8,4 mm	0,5 - 2,0 mm	70301 30400	1600 N	2000 N	1000	10000
3,0 x 6,0 mm	10,4 mm	1,0 - 3,0 mm	70301 30600			1000	10000
3,0 x 8,0 mm	12,4 mm	3,0 - 5,0 mm	70301 30800			1000	10000
3,0 x 10,0 mm	14,4 mm	5,0 - 7,0 mm	70301 30100			1000	10000
3,0 x 12,0 mm	16,4 mm	7,0 - 9,0 mm	70301 30120			1000	10000
3,0 x 16,0 mm	20,4 mm	9,0 - 13,0 mm	70301 30160			1000	10000







Ø 3,2 mm

D1 = 3,2 + 0,08 / - 0,1 mm
D2 = 6,5 + 0 / - 0,7 mm
k = 0,8 +/- 0,2 mm
d = 2,0 mm
P ≥ 27,0 mm
L = + 1,0 / - 0,2 mm
 3,3 mm

	F-Max		CODE				
3,2 x 4,0 mm	8,9 mm	0,5 - 2,0 mm	70301 32400	1800 N	2500 N	1000	10000
3,2 x 6,0 mm	10,9 mm	1,0 - 3,0 mm	70301 32600			1000	10000
3,2 x 8,0 mm	12,9 mm	3,0 - 5,0 mm	70301 32800			1000	10000
3,2 x 10,0 mm	14,9 mm	5,0 - 7,0 mm	70301 32100			1000	10000
3,2 x 12,0 mm	16,9 mm	7,0 - 9,0 mm	70301 32120			1000	10000
3,2 x 16,0 mm	20,9 mm	9,0 - 12,0 mm	70301 32160			1000	10000
3,2 x 18,0 mm	22,9 mm	12,0 - 15,0 mm	70301 32180	1000	10000		

Ø 4,0 mm

D1 = 4,0 + 0,08 / - 0,15 mm
D2 = 8,0 + 0 / - 1,0 mm
k = 1,0 +/- 0,3 mm
d = 2,5 mm
P ≥ 27,0 mm
L = + 1,0 / - 0,2 mm
 4,1 mm

	F-Max		CODE				
4,0 x 6,0 mm	10,9 mm	1,0 - 2,5 mm	70301 40600	3100 N	3800 N	1000	10000
4,0 x 8,0 mm	12,9 mm	2,5 - 4,5 mm	70301 40800			1000	10000
4,0 x 10,0 mm	14,9 mm	4,5 - 6,5 mm	70301 40100			1000	10000
4,0 x 12,0 mm	16,9 mm	6,5 - 8,5 mm	70301 40120			500	5000
4,0 x 14,0 mm	18,9 mm	8,5 - 10,5 mm	70301 40140			500	5000
4,0 x 16,0 mm	20,9 mm	9,5 - 12,0 mm	70301 40160			500	5000
4,0 x 18,0 mm	22,9 mm	12,0 - 14,0 mm	70301 40180			500	5000
4,0 x 20,0 mm	24,9 mm	14,0 - 16,0 mm	70301 40200			500	5000
4,0 x 25,0 mm	29,9 mm	16,0 - 20,0 mm	70301 40250			500	5000
4,0 x 30,0 mm	34,9 mm	20,0 - 25,0 mm	70301 40300	500	5000		

BLINDNIETE

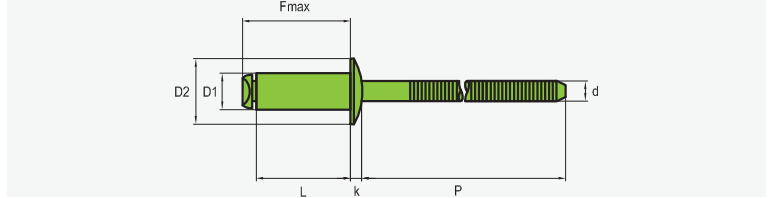
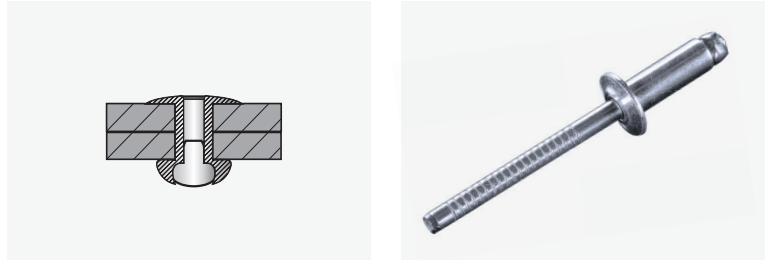
FLACHRUNDKOPF MIT GERILLEM NIETDORN (~ DIN EN ISO 15983)

BLIND RIVETS

DOMED HEAD WITH GROOVED MANDREL (~ DIN EN ISO 15983)

RIVETS AVEUGLES


TÊTE PLATE AVEC CLOU CANNÉLÉ (~ DIN EN ISO 15983)









Edelstahl A2 [1.4301]
Stainless steel A2 [AISI 304]
Acier inox A2 [1.4301]


Edelstahl A2 [1.4301]
Stainless steel A2 [AISI 304]
Acier inox A2 [1.4301]

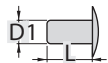





Ø 4,8 mm

D1 = 4,8 + 0,08 / - 0,15 mm
D2 = 9,5 + 0 / - 1,0 mm
k = 1,1 +/- 0,3 mm
d = 2,9 mm
P ≥ 27,0 mm
L = + 1,0 / - 0,2 mm
 4,9 mm

	F-Max		CODE				
4,8 x 8,0 mm	13,4 mm	1,5 - 4,0 mm	70301 48800	4500 N	6000 N	500	5000
4,8 x 10,0 mm	15,4 mm	4,0 - 6,0 mm	70301 48101			500	5000
4,8 x 10,5 mm	15,9 mm	4,5 - 6,5 mm	70301 48100			500	5000
4,8 x 12,0 mm	17,4 mm	6,0 - 8,0 mm	70301 48120			500	5000
4,8 x 14,0 mm	19,4 mm	8,0 - 9,5 mm	70301 48140			500	5000
4,8 x 16,0 mm	21,4 mm	9,5 - 11,0 mm	70301 48160			500	5000
4,8 x 18,0 mm	23,4 mm	11,0 - 13,0 mm	70301 48180			500	5000
4,8 x 20,0 mm	25,4 mm	11,0 - 15,0 mm	70301 48200			500	5000
4,8 x 22,0 mm	27,4 mm	15,0 - 17,0 mm	70301 48220			500	5000
4,8 x 25,0 mm	30,4 mm	17,0 - 20,0 mm	70301 48250			250	2500
4,8 x 30,0 mm	35,4 mm	21,0 - 25,0 mm	70301 48300	250	2500		

Ø 5,0 mm

D1 = 5,0 + 0,08 / - 0,15 mm
D2 = 9,5 + 0 / - 1,0 mm
k = 1,1 +/- 0,3 mm
d = 2,9 mm
P ≥ 27,0 mm
L = + 1,0 / - 0,2 mm
 5,1 mm

	F-Max		CODE				
5,0 x 8,0 mm	13,4 mm	2,0 - 4,0 mm	70301 50800	5000 N	6500 N	500	5000
5,0 x 10,0 mm	15,4 mm	4,0 - 6,0 mm	70301 50100			500	5000
5,0 x 12,0 mm	17,4 mm	6,0 - 8,0 mm	70301 50120			500	5000
5,0 x 14,0 mm	19,4 mm	8,0 - 10,0 mm	70301 50140			500	5000
5,0 x 16,0 mm	21,4 mm	10,0 - 12,0 mm	70301 50160			500	5000
5,0 x 18,0 mm	23,4 mm	12,0 - 14,0 mm	70301 50180			500	5000
5,0 x 20,0 mm	25,4 mm	14,0 - 16,0 mm	70301 50200			500	5000
5,0 x 25,0 mm	30,4 mm	16,0 - 21,0 mm	70301 50250			250	2500
5,0 x 30,0 mm	35,4 mm	21,0 - 25,0 mm	70301 50300			250	2500
5,0 x 35,0 mm	40,4 mm	25,0 - 30,0 mm	70301 50350			250	2500
5,0 x 40,0 mm	45,4 mm	30,0 - 34,0 mm	70301 50400	250	2500		

BLINDNIETE

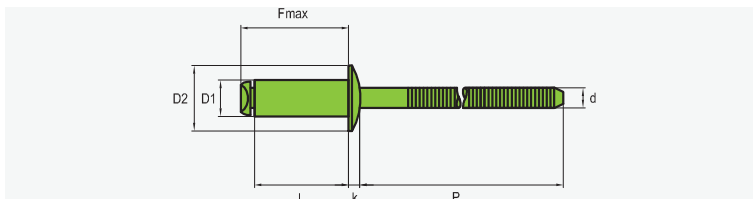

FLACHRUNDKOPF MIT GERILLEM NIETDORN (~ DIN EN ISO 15983)

BLIND RIVETS

DOMED HEAD WITH GROOVED MANDREL (~ DIN EN ISO 15983)

RIVETS AVEUGLES


TÊTE PLATE AVEC CLOU CANNELÉ (~ DIN EN ISO 15983)


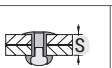








Edelstahl A2 [1.4301]
Stainless steel A2 [AISI 304]
Acier inox A2 [1.4301]


Edelstahl A2 [1.4301]
Stainless steel A2 [AISI 304]
Acier inox A2 [1.4301]


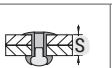






Ø 6,0 mm

D1 = 6,0 + 0,08 / - 0,15 mm
D2 = 12,0 + 0 / - 1,5 mm
k = 1,5 +/- 0,4 mm
d = 3,6 mm
P = ≥ 31,0 mm
L = + 1,0 / - 0,2 mm
 6,1 mm

	F-Max		CODE				
6,0 x 10,0 mm	15,9 mm	2,0 - 4,0 mm	70301 60100	6500 N	8850 N		
6,0 x 12,0 mm	17,9 mm	4,0 - 6,0 mm	70301 60120				
6,0 x 15,0 mm	20,9 mm	6,0 - 9,0 mm	70301 60150				
6,0 x 18,0 mm	23,9 mm	9,0 - 12,0 mm	70301 60180				
6,0 x 20,0 mm	25,9 mm	10,0 - 14,0 mm	70301 60200				
6,0 x 25,0 mm	30,9 mm	15,0 - 19,0 mm	70301 60250				

Ø 6,4 mm

D1 = 6,4 + 0,08 / - 0,15 mm
D2 = 13,0 + 0 / - 1,5 mm
k = 1,8 +/- 0,4 mm
d = 3,85 mm
P = ≥ 31,0 mm
L = + 1,0 / - 0,2 mm
 6,5 mm

	F-Max		CODE				
6,4 x 10,0 mm	16,4 mm	2,0 - 4,0 mm	70301 64100	6500 N	8850 N		
6,4 x 12,0 mm	18,4 mm	4,0 - 6,0 mm	70301 64120				
6,4 x 15,0 mm	21,4 mm	6,0 - 9,0 mm	70301 64150				
6,4 x 18,0 mm	24,4 mm	9,0 - 13,0 mm	70301 64180				
6,4 x 20,0 mm	26,4 mm	13,0 - 16,0 mm	70301 64200				
6,4 x 25,0 mm	31,4 mm	16,0 - 20,0 mm	70301 64250				

BLINDNIETE

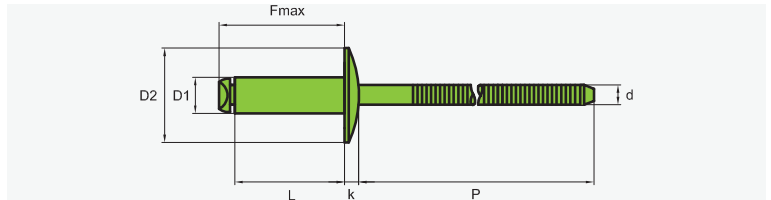
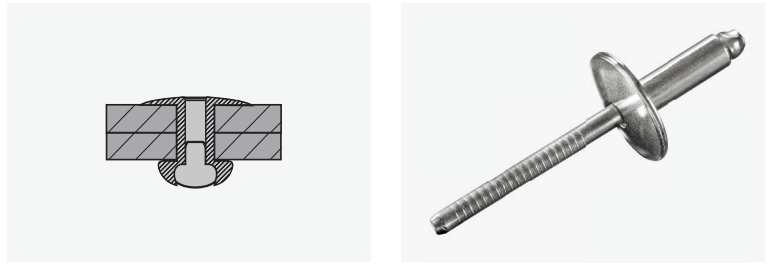
GROSSKOPF MIT GERILLTEM NIETDORN

BLIND RIVETS

LARGE HEAD WITH GROOVED MANDREL

RIVETS AVEUGLES

TÊTE LARGE AVEC CLOU CANNELÉ



Edelstahl A2 [1.4301]
Stainless steel A2 [AISI 304]
Acier inox A2 [1.4301]

Edelstahl A2 [1.4301]
Stainless steel A2 [AISI 304]
Acier inox A2 [1.4301]

Ø 3,2 mm

D2=9,5 mm

D1 = 3,2 + 0,08 / - 0,1 mm

D2 = 9,5 + 0,3 / - 0,7 mm

k = 1,3 + 0,3 / - 0,1 mm

d = 1,9 mm

P ≥ 27,0 mm

L = + 1,0 / - 0,2 mm

3,3 mm

	F-Max						
3,2 x 6,0 mm	12,4 mm	1,0 - 3,0 mm	70341 32600	1875 N	2360 N	500	5000
3,2 x 8,0 mm	14,4 mm	3,0 - 5,0 mm	70341 32800			500	5000
3,2 x 10,0 mm	16,4 mm	5,0 - 7,0 mm	70311 32100			500	5000
3,2 x 12,0 mm	18,4 mm	7,0 - 9,0 mm	70341 32120			500	5000
3,2 x 14,0 mm	20,4 mm	9,0 - 11,0 mm	70341 32140			500	5000

Ø 4,0 mm

D2=12,0 mm

D1 = 4,0 + 0,08 / - 0,15 mm

D2 = 12,0 + 0,5 / - 1,0 mm

k = 1,6 + 0,3 / - 0,2 mm

d = 2,5 mm

P ≥ 27,0 mm

L = + 1,0 / - 0,2 mm

4,1 mm

	F-Max						
4,0 x 6,0 mm	12,4 mm	1,0 - 2,5 mm	70341 40600	2895 N	3650 N	500	5000
4,0 x 8,0 mm	14,4 mm	2,5 - 4,5 mm	70341 40800			500	5000
4,0 x 10,0 mm	16,4 mm	4,5 - 6,5 mm	70321 40100			500	5000
4,0 x 13,0 mm	19,4 mm	6,5 - 9,5 mm	70321 40130			500	5000
4,0 x 16,0 mm	22,4 mm	9,5 - 12,0 mm	70341 40160			500	5000

Ø 4,8 mm

D2=14,0 mm

D1 = 4,8 + 0,08 / - 0,15 mm

D2 = 14,0 + 0,5 / - 1,0 mm

k = 1,7 + / - 0,3 mm

d = 3,0 mm

P ≥ 27,0 mm

L = + 1,0 / - 0,2 mm

4,9 mm

	F-Max						
4,8 x 8,0 mm	13,4 mm	2,5 - 4,0 mm	70341 48800	4230 N	5335 N	500	5000
4,8 x 10,0 mm	15,4 mm	4,0 - 6,0 mm	70341 48100			500	5000
4,8 x 12,0 mm	17,4 mm	6,0 - 8,0 mm	70341 48120			500	5000
4,8 x 14,0 mm	19,4 mm	8,0 - 9,5 mm	70341 48140			250	2500
4,8 x 16,0 mm	21,4 mm	9,5 - 11,0 mm	70341 48160			250	2500
4,8 x 20,0 mm	25,4 mm	11,0 - 15,0 mm	70341 48200			250	2500
4,8 x 25,0 mm	30,4 mm	15,0 - 20,0 mm	70341 48250			250	2500

Ø 4,8 mm

D2=16,0 mm

D1 = 4,8 + 0,08 / - 0,15 mm

D2 = 16,0 + 0,5 / - 1,0 mm

k = 1,7 + / - 0,3 mm

d = 2,85 mm

P ≥ 27,0 mm

L = + 1,0 / - 0,2 mm

4,9 mm

	F-Max						
4,8 x 10,5 mm	15,9 mm	2,5 - 5,0 mm	70351 48100	4230 N	5335 N	250	2500
4,8 x 13,5 mm	18,9 mm	5,0 - 8,5 mm	70351 48135			250	2500
4,8 x 17,2 mm	22,6 mm	8,5 - 12,0 mm	70351 48172			250	2500
4,8 x 20,5 mm	25,9 mm	12,0 - 15,5 mm	70351 48205			250	2500
4,8 x 23,5 mm	28,9 mm	15,5 - 18,5 mm	70351 48235			250	2500

BLINDNIETE

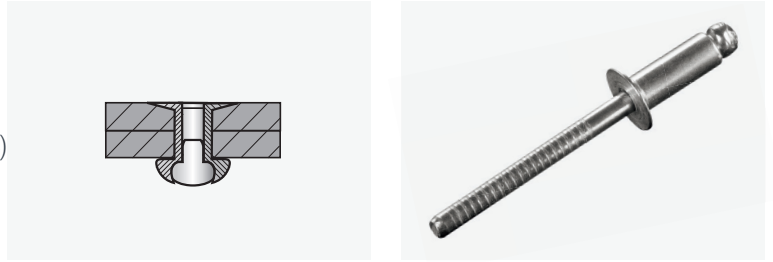
SENKKOPF MIT GERILLTEM NIETDORN (~ DIN EN ISO 15984)

BLIND RIVETS

COUNTERSUNK HEAD WITH GROOVED MANDREL (~ DIN EN ISO 15984)

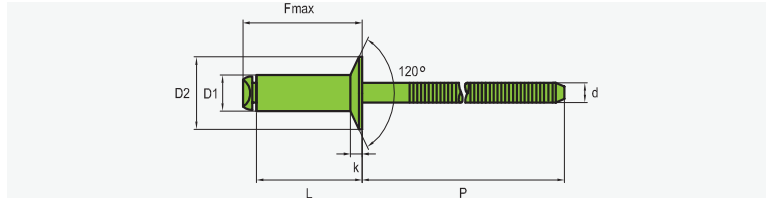
RIVETS AVEUGLES

AVEUGLES TÊTE FRAISÉE AVEC CLOU CANNELÉ (~ DIN EN ISO 15984)











Edelstahl A2 [1.4301]
Stainless steel A2 [AISI 304]
Acier inox A2 [1.4301]

Edelstahl A2 [1.4301]
Stainless steel A2 [AISI 304]
Acier inox A2 [1.4301]











Ø 3,0 mm

D1 = 3,0 + 0,08 / - 0,1 mm
D2 = 6,0 + 0 / - 0,4 mm
k = -
d = 1,9 mm
P ≥ 27,0 mm
L = + 1,0 / - 0,2 mm
 3,1 mm


	F-Max						
3,0 x 6,0 mm	10,4 mm	1,0 - 3,0 mm	70351 30600	1600 N	2000 N	1000	10000
3,0 x 8,0 mm	12,4 mm	3,0 - 5,0 mm	70351 30800			1000	10000
3,0 x 10,0 mm	14,4 mm	5,0 - 7,0 mm	70351 30100			1000	10000
3,0 x 12,0 mm	16,4 mm	7,0 - 9,0 mm	70351 30120			1000	10000








Ø 3,2 mm

D1 = 3,2 + 0,08 / - 0,1 mm
D2 = 6,0 + 0 / - 0,4 mm
k = -
d = 1,9 mm
P ≥ 27,0 mm
L = + 1,0 / - 0,2 mm
 3,3 mm


	F-Max						
3,2 x 6,0 mm	10,9 mm	1,0 - 3,0 mm	70351 32600	1800 N	2500 N	1000	10000
3,2 x 8,0 mm	12,9 mm	3,0 - 5,0 mm	70351 32800			1000	10000
3,2 x 10,0 mm	14,9 mm	5,0 - 7,0 mm	70351 32100			1000	10000
3,2 x 12,0 mm	16,9 mm	7,0 - 9,0 mm	70351 32120			1000	10000
3,2 x 14,0 mm	18,9 mm	8,0 - 11,0 mm	70351 32140			1000	10000








Ø 4,0 mm

D1 = 4,0 + 0,08 / - 0,15 mm
D2 = 7,5 + 0 / - 0,5 mm
k = -
d = 2,5 mm
P ≥ 27,0 mm
L = + 1,0 / - 0,2 mm
 4,1 mm

	F-Max						
4,0 x 6,0 mm	10,9 mm	1,0 - 2,5 mm	70351 40600	3100 N	3800 N	1000	10000
4,0 x 8,0 mm	12,9 mm	2,5 - 4,5 mm	70351 40800			1000	10000
4,0 x 10,0 mm	14,9 mm	4,5 - 6,5 mm	70351 40100			1000	10000
4,0 x 12,0 mm	16,9 mm	6,5 - 8,5 mm	70351 40120			500	5000
4,0 x 14,0 mm	18,9 mm	8,5 - 10,5 mm	70351 40140			500	5000
4,0 x 16,0 mm	20,9 mm	9,5 - 12,0 mm	70351 40160			500	5000
4,0 x 18,0 mm	22,9 mm	12,0 - 14,0 mm	70351 40180			500	5000
4,0 x 20,0 mm	24,9 mm	14,0 - 16,0 mm	70351 40200			500	5000

Ø 4,8 mm

D1 = 4,8 + 0,08 / - 0,15 mm
D2 = 9,0 + 0 / - 0,5 mm
k = -
d = 3,0 mm
P ≥ 27,0 mm
L = + 1,0 / - 0,2 mm
 4,9 mm

	F-Max						
4,8 x 8,0 mm	13,4 mm	1,5 - 4,0 mm	70351 48800	4500 N	6000 N	500	5000
4,8 x 10,0 mm	15,4 mm	4,0 - 6,0 mm	70351 48101			500	5000
4,8 x 12,0 mm	17,4 mm	6,0 - 8,0 mm	70351 48120			500	5000
4,8 x 14,0 mm	19,4 mm	8,0 - 9,5 mm	70351 48140			500	5000
4,8 x 16,0 mm	21,4 mm	9,5 - 11,0 mm	70351 48160			500	5000
4,8 x 18,0 mm	23,4 mm	11,0 - 13,0 mm	70351 48180			500	5000
4,8 x 20,0 mm	25,4 mm	12,0 - 15,0 mm	70351 48200			500	5000
4,8 x 21,0 mm	26,4 mm	13,0 - 16,0 mm	70351 48210			500	5000
4,8 x 25,0 mm	30,4 mm	15,0 - 20,0 mm	70351 48250			250	2500

BLINDNIETE

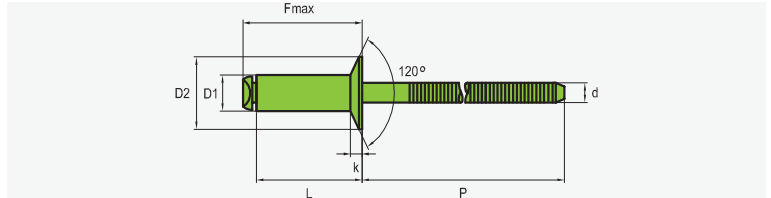
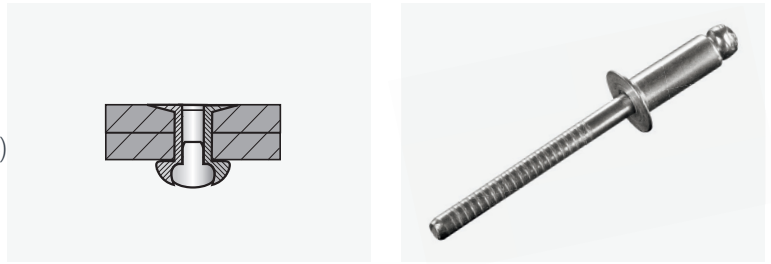
SENKKOPF MIT GERILLTEM NIETDORN (~ DIN EN ISO 15984)

BLIND RIVETS

COUNTERSUNK HEAD WITH GROOVED MANDREL (~ DIN EN ISO 15984)

RIVETS AVEUGLES

AVEUGLES TÊTE FRAISÉE AVEC CLOU CANNELÉ (~ DIN EN ISO 15984)



Edelstahl A2 [1.4301]
Stainless steel A2 [AISI 304]
Acier inox A2 [1.4301]

Edelstahl A2 [1.4301]
Stainless steel A2 [AISI 304]
Acier inox A2 [1.4301]

Ø 5,0 mm

D1 = 5,0 + 0,08 / - 0,15 mm

D2 = 9,0 + 0 / - 0,5 mm

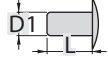





k = -

d = 3,0 mm

P = ≥ 27,0 mm

L = + 1,0 / - 0,2 mm

 5,1 mm

	F-Max		CODE				
5,0 x 8,0 mm	13,4 mm	1,5 - 4,0 mm	70351 50800	5000 N	6500 N	500	5000
5,0 x 10,0 mm	15,4 mm	4,0 - 6,0 mm	70351 50100			500	5000
5,0 x 12,0 mm	17,4 mm	5,0 - 7,0 mm	70351 50120			500	5000
5,0 x 14,0 mm	19,4 mm	7,0 - 9,0 mm	70351 50140			500	5000
5,0 x 16,0 mm	21,4 mm	9,0 - 11,0 mm	70351 50160			500	5000
5,0 x 18,0 mm	23,4 mm	11,0 - 13,0 mm	70351 50180			500	5000
5,0 x 20,0 mm	25,4 mm	13,0 - 15,0 mm	70351 50200			500	5000
5,0 x 25,0 mm	30,4 mm	15,0 - 20,0 mm	70351 50250			500	5000

BLINDNIETE

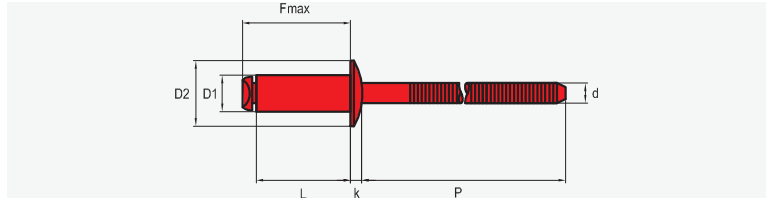
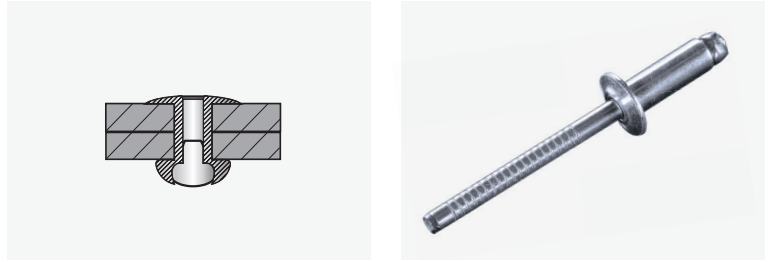
FLACHRUNDKOPF MIT GERILLEM NIETDORN

BLIND RIVETS

DOMED HEAD WITH GROOVED MANDREL

RIVETS AVEUGLES


TÊTE PLATE AVEC CLOU CANNÉLÉ










Edelstahl A4 [1.4401]
Stainless steel A4 [AISI 316]
Acier inox A4 [1.4401]


Edelstahl A4 [1.4401]
Stainless steel A4 [AISI 316]
Acier inox A4 [1.4401]








Ø 3,0 mm

D1 = 3,0 + 0,08 / - 0,1 mm
D2 = 6,5 + 0 / - 0,7 mm
k = 0,8 + / - 0,2 mm
d = 1,9 mm
P = ≥ 27,0 mm
L = + 1,0 / - 0,2 mm
 3,1 mm


	F-Max						
3,0 x 6,0 mm	10,4 mm	1,0 - 3,0 mm	70441 30600	1600 N	2000 N	1000	10000
3,0 x 8,0 mm	12,4 mm	3,0 - 5,0 mm	70441 30800			1000	10000
3,0 x 10,0 mm	14,4 mm	5,0 - 7,0 mm	70441 30100			1000	10000








Ø 3,2 mm

D1 = 3,2 + 0,08 / - 0,1 mm
D2 = 6,5 + 0 / - 0,7 mm
k = 0,8 + / - 0,2 mm
d = 2,0 mm
P = ≥ 27,0 mm
L = + 1,0 / - 0,2 mm
 3,3 mm


	F-Max						
3,2 x 6,0 mm	10,9 mm	1,0 - 3,0 mm	70441 32600	1800 N	2500 N	1000	10000
3,2 x 8,0 mm	12,9 mm	3,0 - 5,0 mm	70441 32800			1000	10000
3,2 x 10,0 mm	14,9 mm	5,0 - 7,0 mm	70441 32100			1000	10000
3,2 x 12,0 mm	16,9 mm	7,0 - 9,0 mm	70441 32120			1000	10000








Ø 4,0 mm

D1 = 4,0 + 0,08 / - 0,15 mm
D2 = 8,0 + 0 / - 1,0 mm
k = 1,0 + / - 0,3 mm
d = 2,5 mm
P = ≥ 27,0 mm
L = + 1,0 / - 0,2 mm
 4,1 mm

	F-Max						
4,0 x 6,0 mm	10,9 mm	1,0 - 2,5 mm	70441 40600	3100 N	3800 N	1000	10000
4,0 x 8,0 mm	12,9 mm	2,5 - 4,5 mm	70441 40800			1000	10000
4,0 x 10,0 mm	14,9 mm	4,5 - 6,5 mm	70441 40100			1000	10000
4,0 x 13,0 mm	17,9 mm	6,5 - 9,5 mm	70441 40130			500	5000
4,0 x 16,0 mm	20,9 mm	9,5 - 12,0 mm	70441 40160			500	5000
4,0 x 18,0 mm	22,9 mm	12,0 - 14,0 mm	70441 40180			500	5000
4,0 x 20,0 mm	24,9 mm	14,0 - 16,0 mm	70441 40200			500	5000

Ø 4,8 mm

D1 = 4,8 + 0,08 / - 0,15 mm
D2 = 9,5 + 0 / - 1,0 mm
k = 1,1 + / - 0,3 mm
d = 2,9 mm
P = ≥ 27,0 mm
L = + 1,0 / - 0,2 mm
 4,9 mm

	F-Max						
4,8 x 8,0 mm	13,4 mm	1,5 - 4,0 mm	70441 48800	4500 N	6000 N	500	5000
4,8 x 10,0 mm	15,4 mm	4,0 - 6,0 mm	70441 48100			500	5000
4,8 x 12,0 mm	17,4 mm	6,0 - 8,0 mm	70441 48120			500	5000
4,8 x 14,0 mm	19,4 mm	8,0 - 9,5 mm	70441 48140			500	5000
4,8 x 16,0 mm	21,4 mm	9,5 - 11,0 mm	70441 48160			500	5000
4,8 x 18,0 mm	23,4 mm	11,0 - 13,0 mm	70441 48180			500	5000
4,8 x 20,0 mm	25,4 mm	13,0 - 15,0 mm	70441 48200			500	5000
4,8 x 22,0 mm	27,4 mm	15,0 - 17,0 mm	70441 48220			500	5000
4,8 x 25,0 mm	30,4 mm	17,0 - 20,0 mm	70441 48250			250	2500

BLINDNIETE

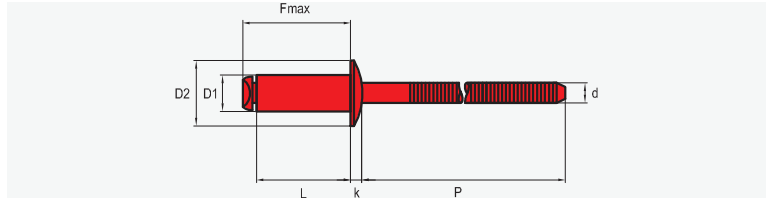
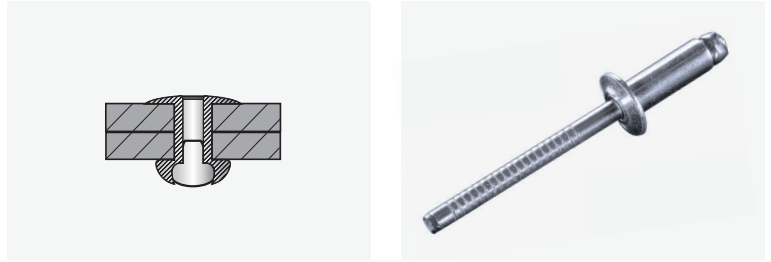
FLACHRUNDKOPF MIT GERILLTEM NIETDORN

BLIND RIVETS

DOMED HEAD WITH GROOVED MANDREL

RIVETS AVEUGLES

TÊTE PLATE AVEC CLOU CANNÉLÉ



Edelstahl A4 [1.4401]
Stainless steel A4 [AISI 316]
Acier inox A4 [1.4401]

Edelstahl A4 [1.4401]
Stainless steel A4 [AISI 316]
Acier inox A4 [1.4401]

Ø 5,0 mm

D1 = 5,0 + 0,08 / - 0,15 mm

D2 = 9,5 + 0 / - 1,0 mm


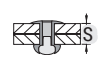




k = 1,1 + / - 0,3 mm

d = 2,9 mm

P ≥ 27,0 mm

L = + 1,0 / - 0,2 mm

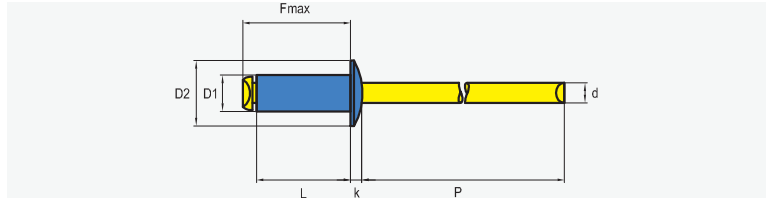

 5,1 mm

	F-Max		CODE				
5,0 x 8,0 mm	13,4 mm	2,0 - 4,0 mm	70441 50800	5000 N	6500 N	500	5000
5,0 x 10,0 mm	15,4 mm	4,0 - 6,0 mm	70441 50100			500	5000
5,0 x 12,0 mm	17,4 mm	6,0 - 8,0 mm	70441 50120			500	5000
5,0 x 14,0 mm	19,4 mm	8,0 - 10,0 mm	70441 50140			500	5000
5,0 x 16,0 mm	21,4 mm	10,0 - 12,0 mm	70441 50160			500	5000
5,0 x 18,0 mm	23,4 mm	12,0 - 14,0 mm	70441 50180			500	5000
5,0 x 20,0 mm	25,4 mm	14,0 - 16,0 mm	70441 50200			500	5000

BLINDNIETE FLACHRUNDKOPF

BLIND RIVETS DOMED HEAD

RIVETS AVEUGLES TÊTE PLATE



Monel® verzinkt
Monel® zinc plated
Monel® zingué

Stahl verzinkt
Steel zinc plated
Acier zingué

Ø 3,2 mm

D1 = 3,2 + 0,08 / - 0,15 mm
D2 = 6,3 + / - 0,3 mm
k = 1,0 + / - 0,2 mm
d = 1,9 mm
P ≥ 27,0 mm
L = + 1,0 / - 0,2 mm
 3,3 mm

	F-Max		CODE				
3,2 x 5,0 mm	10,0 mm	0,5 - 1,8 mm	70322 32500	1500 N	1900 N		
3,2 x 6,0 mm	11,0 mm	1,8 - 3,1 mm	70322 32600				
3,2 x 7,5 mm	12,5 mm	3,1 - 4,3 mm	70322 32750				
3,2 x 9,0 mm	14,0 mm	4,3 - 5,8 mm	70322 32900				
3,2 x 10,0 mm	15,0 mm	5,8 - 7,1 mm	70322 32100				
3,2 x 12,0 mm	17,0 mm	7,0 - 9,0 mm	70322 32120				

Ø 4,0 mm

D1 = 4,0 + 0,08 / - 0,15 mm
D2 = 7,9 + / - 0,3 mm
k = 1,2 + / - 0,2 mm
d = 2,3 mm
P ≥ 27,0 mm
L = + 1,0 / - 0,2 mm
 4,1 mm

	F-Max		CODE				
4,0 x 6,2 mm	11,2 mm	1,3 - 2,5 mm	70322 40620	2200 N	3000 N		
4,0 x 7,8 mm	12,8 mm	2,5 - 4,1 mm	70322 40780				
4,0 x 9,5 mm	14,5 mm	4,1 - 5,8 mm	70322 40950				
4,0 x 10,3 mm	15,3 mm	5,8 - 6,6 mm	70322 40103				
4,0 x 11,5 mm	16,5 mm	6,6 - 7,9 mm	70322 40115				

Ø 4,8 mm

D1 = 4,8 + 0,08 / - 0,15 mm
D2 = 8,1 + / - 0,3 mm
(D2 = 10,7 + / - 0,3 mm - 4,8 x 21,5 mm)
k = 1,2 + / - 0,2 mm
(k = 1,4 + / - 0,2 mm - 4,8 x 21,5 mm)
d = 2,9 mm
P ≥ 27,0 mm
L = + 1,0 / - 0,2 mm
 4,9 mm

	F-Max		CODE				
4,8 x 6,0 mm	11,5 mm	0,5 - 2,3 mm	70322 48600	3300 N	3750 N		
4,8 x 7,5 mm	13,0 mm	2,3 - 3,8 mm	70322 48750				
4,8 x 9,0 mm	14,5 mm	3,8 - 5,1 mm	70322 48900				
4,8 x 10,0 mm	15,5 mm	5,1 - 5,8 mm	70322 48100				
4,8 x 12,5 mm	18,0 mm	5,8 - 8,6 mm	70322 48125				
4,8 x 16,5 mm	22,0 mm	8,6 - 12,5 mm	70322 48165				
4,8 x 19,0 mm	24,5 mm	12,5 - 15,0 mm	70322 48190				
4,8 x 21,5 mm	27,0 mm	15,0 - 17,5 mm	70322 48215				

Ø 6,4 mm

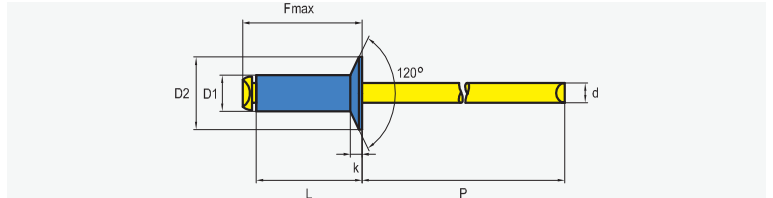
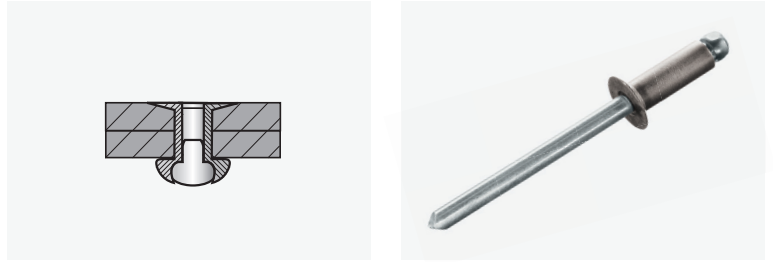
D1 = 6,4 + 0,08 / - 0,15 mm
D2 = 10,8 + / - 0,3 mm
k = 1,6 + / - 0,2 mm
d = 3,9 mm
P ≥ 31,0 mm
L = + 1,0 / - 0,2 mm
 6,5 mm

	F-Max		CODE				
6,4 x 12,5 mm	19,0 mm	4,0 - 7,6 mm	70322 64125	5400 N	6750 N		
6,4 x 18,0 mm	24,5 mm	8,0 - 12,7 mm	70322 64180				

BLINDNIETE SENKKOPF

BLIND RIVETS COUNTERSUNK HEAD

RIVETS AVEUGLES TÊTE FRAISÉE



Monel® verzinkt
Monel® zinc plated
Monel® zingué

Stahl verzinkt
Steel zinc plated
Acier zingué

Ø 3,2 mm

D1 = 3,2 + 0,08 / - 0,15 mm
D2 = 6,3 +/- 0,3 mm
k = 1,1 +/- 0,2 mm
d = 1,9 mm
P ≥ 27,0 mm
L = + 1,0 / - 0,2 mm
 3,3 mm

	F-Max		CODE				
3,2 x 5,8 mm	10,8 mm	0,8 - 2,5 mm	71322 32580	1500 N	1900 N	1000	10000
3,2 x 7,0 mm	12,0 mm	2,5 - 3,8 mm	71322 32700			1000	10000
3,2 x 8,5 mm	13,5 mm	3,8 - 5,1 mm	71322 32850			1000	10000
3,2 x 10,0 mm	15,0 mm	5,1 - 6,6 mm	71322 32100			1000	10000
3,2 x 11,2 mm	16,2 mm	6,6 - 7,9 mm	71322 32112			1000	10000

Ø 4,0 mm

D1 = 4,0 + 0,08 / - 0,15 mm
D2 = 8,0 +/- 0,3 mm
k = 1,2 +/- 0,2 mm
d = 2,3 mm
P ≥ 27,0 mm
L = + 1,0 / - 0,2 mm
 4,1 mm

	F-Max		CODE				
4,0 x 7,2 mm	12,2 mm	2,0 - 3,3 mm	71322 40720	2200 N	3000 N	1000	10000
4,0 x 8,7 mm	13,7 mm	3,3 - 4,8 mm	71322 40870			1000	10000
4,0 x 10,5 mm	15,5 mm	4,8 - 6,6 mm	71322 40105			1000	10000
4,0 x 11,3 mm	16,3 mm	6,6 - 7,4 mm	71322 40113			1000	10000
4,0 x 12,5 mm	17,5 mm	7,4 - 8,6 mm	71322 40125			500	5000

Ø 4,8 mm

D1 = 4,8 + 0,08 / - 0,15 mm
D2 = 8,1 +/- 0,3 mm
k = 1,4 +/- 0,2 mm
d = 2,9 mm
P ≥ 27,0 mm
L = + 1,0 / - 0,2 mm
 4,9 mm

	F-Max		CODE				
4,8 x 9,0 mm	14,5 mm	3,1 - 4,6 mm	71322 48900	3300 N	3750 N	500	5000
4,8 x 10,5 mm	16,0 mm	4,6 - 5,8 mm	71322 48105			500	5000
4,8 x 11,0 mm	16,5 mm	5,8 - 6,6 mm	71322 48110			500	5000
4,8 x 14,0 mm	19,5 mm	6,6 - 9,4 mm	71322 48140			500	5000
4,8 x 18,0 mm	23,5 mm	9,4 - 13,2 mm	71322 48180			500	5000
4,8 x 20,5 mm	26,0 mm	13,2 - 15,8 mm	71322 48205			500	5000

Ø 6,4 mm

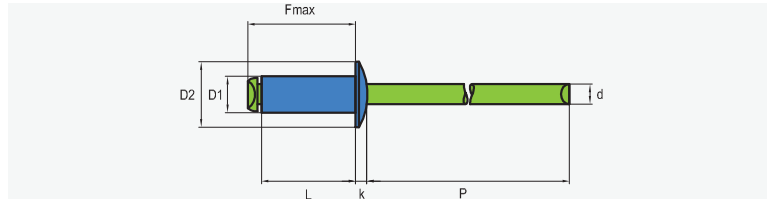
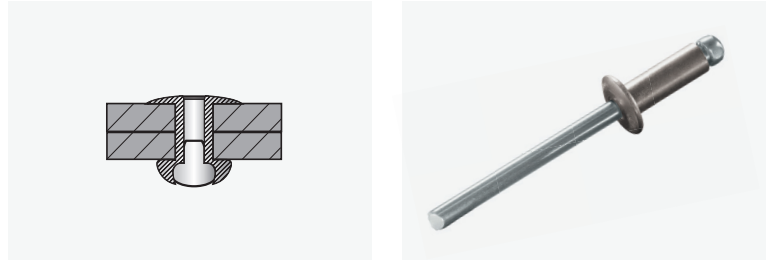
D1 = 6,4 + 0,08 / - 0,15 mm
D2 = 10,8 +/- 0,3 mm
k = 1,7 +/- 0,2 mm
d = 3,9 mm
P ≥ 31,0 mm
L = + 1,0 / - 0,2 mm
 6,5 mm

	F-Max		CODE				
6,4 x 14,5 mm	21,0 mm	5,0 - 8,4 mm	71322 64145	5400 N	6750 N	250	2500
6,4 x 19,4 mm	25,9 mm	8,4 - 13,5 mm	71322 64194			250	2500

BLINDNIETE FLACHRUNDKOPF

BLIND RIVETS DOMED HEAD


RIVETS AVEUGLES TÊTE PLATE










Monel® verzinkt
Monel® zinc plated
Monel® zingué


Edelstahl A2 [1.4301]
Stainless steel A2 [AISI 304]
Acier inox A2 [1.4301]








Ø 3,2 mm

D1 = 3,2 + 0,08 / - 0,15 mm
D2 = 6,3 + / - 0,3 mm
k = 1,0 + / - 0,2 mm
d = 1,9 mm
P = ≥ 27,0 mm
L = + 1,0 / - 0,2 mm
 3,3 mm


	F-Max						
3,2 x 6,2 mm	11,2 mm	1,8 - 3,1 mm	70332 32620	1500 N	1900 N	1000	10000
3,2 x 7,5 mm	12,5 mm	3,1 - 4,3 mm	70332 32750			1000	10000
3,2 x 9,0 mm	14,0 mm	4,3 - 5,8 mm	70332 32900			1000	10000
3,2 x 10,3 mm	15,3 mm	5,8 - 7,1 mm	70332 32103			1000	10000








Ø 4,0 mm

D1 = 4,0 + 0,08 / - 0,15 mm
D2 = 7,9 + / - 0,3 mm
k = 1,2 + / - 0,3 mm
d = 2,3 mm
P = ≥ 27,0 mm
L = + 1,0 / - 0,2 mm
 4,1 mm

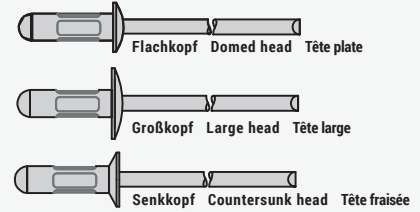
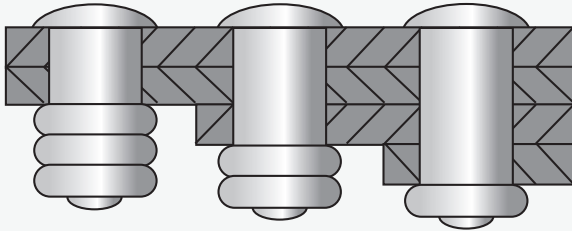
	F-Max						
4,0 x 6,2 mm	11,2 mm	1,3 - 2,5 mm	70332 40620	2200 N	3000 N	1000	10000
4,0 x 7,8 mm	12,8 mm	2,5 - 4,1 mm	70332 40780			1000	10000
4,0 x 9,5 mm	14,5 mm	4,1 - 5,8 mm	70332 40950			1000	10000
4,0 x 10,3 mm	15,3 mm	5,8 - 6,6 mm	70332 40103			1000	10000
4,0 x 11,5 mm	16,5 mm	6,6 - 7,9 mm	70332 40115			500	5000

Ø 4,8 mm

D1 = 4,8 + 0,08 / - 0,15 mm
D2 = 8,1 + / - 0,3 mm
k = 1,2 + / - 0,3 mm
d = 2,90 mm
P = ≥ 27,0 mm
L = + 1,0 / - 0,2 mm
 4,9 mm

	F-Max						
4,8 x 6,2 mm	11,7 mm	0,5 - 2,3 mm	70332 48620	3300 N	3750 N	500	5000
4,8 x 7,7 mm	13,2 mm	2,3 - 3,8 mm	70332 48770			500	5000
4,8 x 9,3 mm	14,8 mm	3,8 - 5,1 mm	70332 48930			500	5000
4,8 x 10,0 mm	15,5 mm	5,1 - 5,8 mm	70332 48100			500	5000
4,8 x 12,8 mm	18,3 mm	5,8 - 8,6 mm	70332 48128			500	5000
4,8 x 16,5 mm	22,0 mm	8,6 - 12,4 mm	70332 48165			500	5000
4,8 x 19,0 mm	24,5 mm	12,5 - 15,0 mm	70332 48190			500	5000

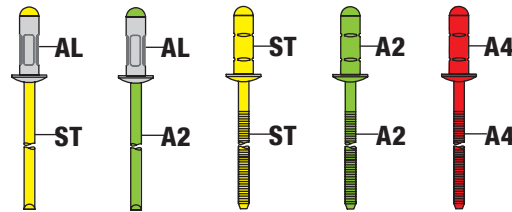
MEHRBEREICHSBLINDNIETE MULTIGRIP BLIND RIVETS RIVETS MULTI SERRAGE



Lieferbar in den folgenden Qualitäten

Available in the following qualities

Livrables dans les matériaux suivants



Anwendungen

- Klimatechnik
- Konstruktionsbau
- Behälter- und Gehäusebau
- Fahrzeugbau
- Möbelindustrie
und vieles mehr

Applications

- air-conditioning
- construction works
- tank and housing construction
- construction of vehicles
- furniture industry
and many others

Utilisation

- climatisation
- engineering
- construction de contenants et
chambres froides
- construction automobile
- industrie du meuble
et plus encore

Eigenschaften

- bei entsprechender Bohrlochgröße,
staub- und spritzwasserdicht
- großer Klemmbereich
- großer Schließkopf, für große
und unrunde Bohrlöcher oder
Reparaturarbeiten
- Restnietdorn wird fest
eingeschlossen

Characteristics

- suitable size of drilled hole ensure
dust and splashproof connections
- high clamping capacity
- large closing head for big and
noncircular holes or repair jobs
- remainder of mandrel is retained
inside rivet

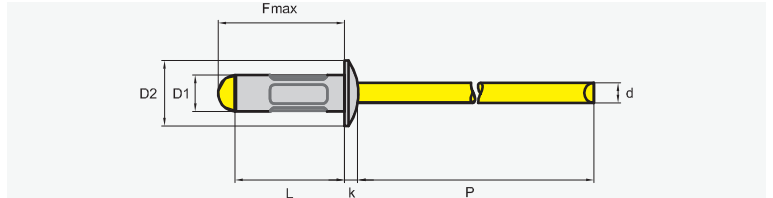
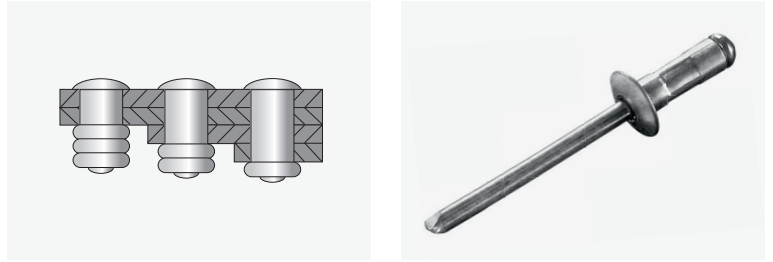
Caractéristiques

- en respectant le trou de perçage
préconisé, le rivet sera étanche à
l'eau et à l'air.
- plage de sertissage plus
importante
- tête plus large pour les trous de
perçage grands et irréguliers ou pour
les travaux de réparation
- le reste du clou après la pose est
solidement emprisonné dans la tige

MEHRBEREICHSBLINDNIETE FLACHRUNDKOPF

MULTIGRIP BLIND RIVETS DOMED HEAD


RIVETS MULTI SERRAGE TÊTE PLATE

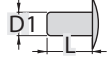

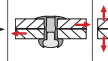
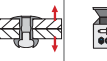




Aluminium AIMG 2,5
Aluminium AIMG 2,5
Aluminium AIMG 2,5


Stahl verzinkt
Steel zinc plated
Acier zingué



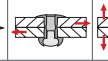
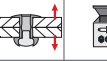


Ø 3,0 mm

D1 = 3,0 + 0,05 / - 0,13 mm
D2 = 6,0 + 0 / - 0,24 mm
k = ≤ 1,4 mm
d = 1,7 mm
P = ≥ 27,0 mm
L = + 1,0 / - 0,2 mm
 3,1 mm


	F-Max		CODE				
3,0 x 8,0 mm	11,5 mm	1,0 - 5,5 mm	77701 30800	520 N	650 N	1000	10000
3,0 x 10,0 mm	13,5 mm	2,5 - 7,0 mm	77701 30100			1000	10000
3,0 x 12,0 mm	15,5 mm	4,5 - 9,0 mm	77701 30120			1000	10000

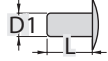

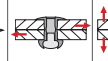
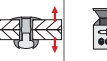


Ø 3,2 mm

D1 = 3,2 + 0,05 / - 0,13 mm
D2 = 6,0 + 0 / - 0,24 mm
k = ≤ 1,4 mm
d = 1,78 mm
P = ≥ 27,0 mm
L = + 1,0 / - 0,2 mm
 3,3 mm

	F-Max		CODE				
3,2 x 8,0 mm	12,0 mm	1,0 - 5,0 mm	77701 32800	630 N	930 N	1000	10000
3,2 x 9,5 mm	13,5 mm	1,3 - 6,4 mm	77701 32950			1000	10000
3,2 x 10,0 mm	14,0 mm	2,5 - 7,0 mm	77701 32100			1000	10000
3,2 x 11,2 mm	15,2 mm	4,0 - 7,9 mm	77701 32112			1000	10000
3,2 x 12,0 mm	16,0 mm	4,5 - 9,0 mm	77701 32120			1000	10000
3,2 x 14,0 mm	18,0 mm	6,5 - 11,0 mm	77701 32140			1000	10000
3,2 x 16,0 mm	20,0 mm	8,5 - 13,0 mm	77701 32160			1000	10000

Ø 4,0 mm

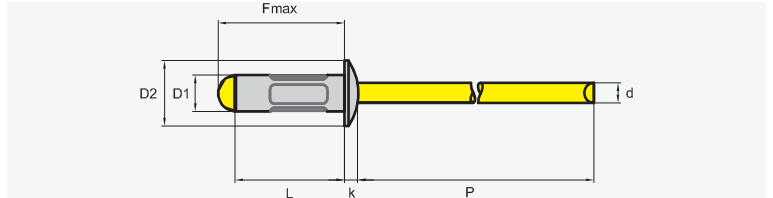
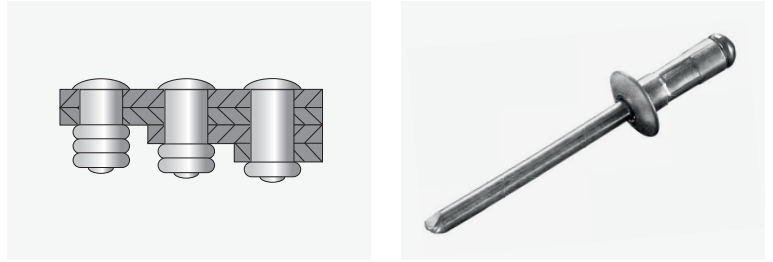
D1 = 4,0 + 0,05 / - 0,13 mm
D2 = 8,0 + 0 / - 0,29 mm
k = ≤ 1,7 mm
d = 2,18 mm
P = ≥ 27,0 mm
L = + 1,0 / - 0,2 mm
 4,1 mm

	F-Max		CODE				
4,0 x 8,0 mm	12,0 mm	1,0 - 5,0 mm	77701 40800	1050 N	1300 N	1000	10000
4,0 x 9,5 mm	13,5 mm	1,2 - 6,4 mm	77701 40950			1000	10000
4,0 x 10,0 mm	14,0 mm	1,5 - 6,5 mm	77701 40100			1000	10000
4,0 x 12,0 mm	16,0 mm	3,5 - 8,5 mm	77701 40121			1000	10000
4,0 x 12,7 mm	16,7 mm	4,0 - 9,5 mm	77701 40127			1000	10000
4,0 x 16,0 mm	20,0 mm	6,0 - 12,5 mm	77701 40161			500	5000
4,0 x 17,0 mm	21,0 mm	6,4 - 13,5 mm	77701 40160			500	5000
4,0 x 20,0 mm	24,0 mm	11,5 - 16,5 mm	77701 40200			500	5000

MEHRBEREICHSBLINDNIETE FLACHRUNDKOPF

MULTIGRIP BLIND RIVETS DOMED HEAD


RIVETS MULTI SERRAGE TÊTE PLATE

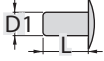







Aluminium AIMG 2,5
Aluminium AIMG 2,5
Aluminium AIMG 2,5


Stahl verzinkt
Steel zinc plated
Acier zingué

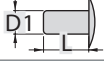





Ø 4,8 mm

$D1 = 4,8 + 0,05 / - 0,13$ mm
 $D2 = 9,5 + / - 0,29$ mm
 $k = \leq 2,0$ mm
 $d = 2,78$ mm
 $P = \geq 27,0$ mm
 $L = + 1,0 / - 0,2$ mm
 4,9 mm

	F-Max		CODE				
4,8 x 10,0 mm	14,5 mm	1,0 - 6,0 mm	77701 48100	1400 N	2000 N	500	5000
4,8 x 10,3 mm	14,8 mm	1,6 - 6,4 mm	77701 48103			500	5000
4,8 x 15,1 mm	19,6 mm	4,8 - 11,0 mm	77701 48150			500	5000
4,8 x 17,0 mm	21,5 mm	6,4 - 12,7 mm	77701 48170			500	5000
4,8 x 18,0 mm	22,5 mm	8,0 - 14,0 mm	77701 48180			500	5000
4,8 x 20,0 mm	24,5 mm	10,0 - 16,0 mm	77701 48200			500	5000
4,8 x 24,8 mm	29,3 mm	12,7 - 21,0 mm	77701 48248			500	5000
4,8 x 30,0 mm	34,5 mm	20,0 - 25,0 mm	77701 48300			250	2500

Ø 6,4 mm

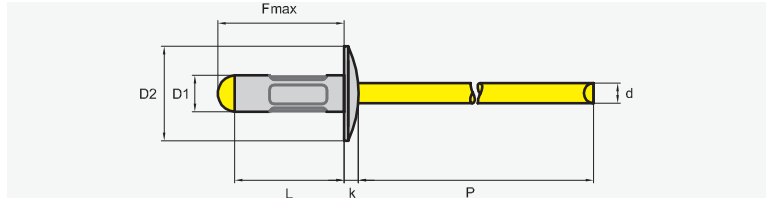
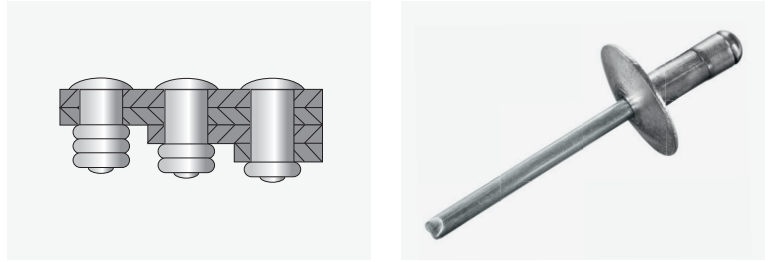
$D1 = 6,4 + 0,08 / - 0,15$ mm
 $D2 = 13,0 + / - 0,3$ mm
 $k = 2,0 + 0 / - 0,3$ mm
 $d = 3,65$ mm
 $P = \geq 32,0$ mm
 $L = + 1,0 / - 0,2$ mm
 6,5 mm

	F-Max		CODE				
6,4 x 15,0 mm	21,4 mm	1,5 - 9,0 mm	78801 64150	2600 N	3800 N	250	2500
6,4 x 20,0 mm	26,4 mm	6,0 - 14,0 mm	78801 64200			250	2500
6,4 x 25,0 mm	31,4 mm	10,0 - 18,0 mm	78801 64250			250	2500

MEHRBEREICHSBLINDNIETE GROSSKOPF

MULTIGRIP BLIND RIVETS LARGE HEAD


RIVETS MULTI SERRAGE TÊTE LARGE

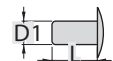









Aluminium AIMG 2,5
Aluminium AIMG 2,5
Aluminium AIMG 2,5


Stahl verzinkt
Steel zinc plated
Acier zingué









Ø 3,2 mm D2 = 9,5 mm

D1 = 3,2 + 0,05 / - 0,13 mm
D2 = 9,5 + / - 0,5 mm
k = ≤ 2,0 mm
d = 1,78 mm
P = ≥ 27,0 mm
L = + 1,0 / - 0,2 mm
 3,3 mm


	F-Max		CODE				
3,2 x 9,5 mm	13,5 mm	1,3 - 6,4 mm	77721 32950	630 N	930 N		
3,2 x 11,1 mm	15,1 mm	4,0 - 7,9 mm	77721 32111				
3,2 x 12,0 mm	16,0 mm	4,5 - 9,0 mm	77721 32120				
3,2 x 14,0 mm	18,0 mm	6,5 - 11,0 mm	77721 32140				









Ø 4,0 mm D2 = 12,0 mm

D1 = 4,0 + 0,05 / - 0,13 mm
D2 = 12,0 + / - 0,5 mm
k = ≤ 2,5 mm
d = 2,18 mm
P = ≥ 27,0 mm
L = + 1,0 / - 0,2 mm
 4,1 mm

	F-Max		CODE				
4,0 x 8,0 mm	12,0 mm	1,0 - 5,0 mm	77721 40800	1050 N	1300 N		
4,0 x 10,0 mm	14,0 mm	1,5 - 6,5 mm	77721 40100				
4,0 x 12,0 mm	16,0 mm	3,5 - 8,5 mm	77721 40120				
4,0 x 14,0 mm	18,0 mm	5,5 - 10,5 mm	77721 40140				

Ø 4,8 mm D2 = 16,0 mm

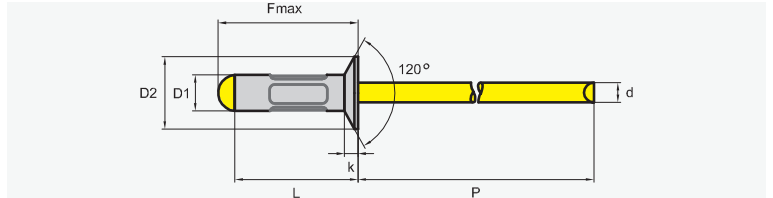
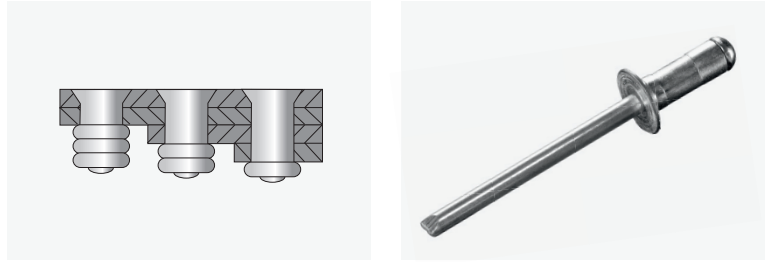
D1 = 4,8 + 0,05 / - 0,13 mm
D2 = 16,0 + / - 0,5 mm
k = ≤ 2,5 mm
d = 2,78 mm
P = ≥ 27,0 mm
L = + 1,0 / - 0,2 mm
 4,9 mm

	F-Max		CODE				
4,8 x 10,0 mm	14,5 mm	1,0 - 6,0 mm	77711 48100	1400 N	2000 N		
4,8 x 16,0 mm	20,5 mm	6,0 - 12,5 mm	77722 48160				
4,8 x 17,0 mm	21,5 mm	6,4 - 12,7 mm	77722 48170				
4,8 x 20,0 mm	24,5 mm	10,0 - 16,0 mm	77722 48200				
4,8 x 24,0 mm	28,5 mm	12,5 - 20,0 mm	77711 48240				
4,8 x 24,8 mm	29,3 mm	12,7 - 21,0 mm	77722 48248				
4,8 x 27,0 mm	31,5 mm	15,0 - 23,0 mm	77722 48270				

MEHRBEREICHSBLINDNIETE SENKKOPF 120°

MULTIGRIP BLIND RIVETS COUNTERSUNK HEAD 120°


RIVETS MULTI SERRAGE TÊTE FRAISÉE 120°









Aluminium AIMG 2,5
Aluminium AIMG 2,5
Aluminium AIMG 2,5


Stahl verzinkt
Steel zinc plated
Acier zingué

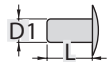





Ø 3,2 mm

D1 = 3,2 + 0,05 / - 0,13 mm
D2 = 6,0 + 0 / - 0,24 mm
k = -
d = 1,78 mm
P = ≥ 27,0 mm
L = + 1,0 / - 0,2 mm
 3,3 mm


	F-Max		CODE				
3,2 x 8,0 mm	12,0 mm	1,5 - 5,0 mm	77711 32800	630 N	930 N	1000	10000
3,2 x 10,0 mm	14,0 mm	2,5 - 7,0 mm	77711 32100			1000	10000
3,2 x 12,0 mm	16,0 mm	4,5 - 9,0 mm	77711 32120			1000	10000
3,2 x 16,0 mm	20,0 mm	8,5 - 13,0 mm	77711 32160			1000	10000







Ø 4,0 mm

D1 = 4,0 + 0,05 / - 0,13 mm
D2 = 8,0 + 0 / - 0,29 mm
k = -
d = 2,18 mm
P = ≥ 27,0 mm
L = + 1,0 / - 0,2 mm
 4,1 mm

	F-Max		CODE				
4,0 x 10,0 mm	14,0 mm	1,5 - 6,5 mm	77711 40100	1050 N	1300 N	1000	10000
4,0 x 12,0 mm	16,0 mm	3,0 - 8,5 mm	77711 40120			1000	10000
4,0 x 16,0 mm	20,0 mm	7,0 - 12,5 mm	77711 40160			500	5000
4,0 x 20,0 mm	24,0 mm	11,0 - 16,5 mm	77711 40200			500	5000

Ø 4,8 mm

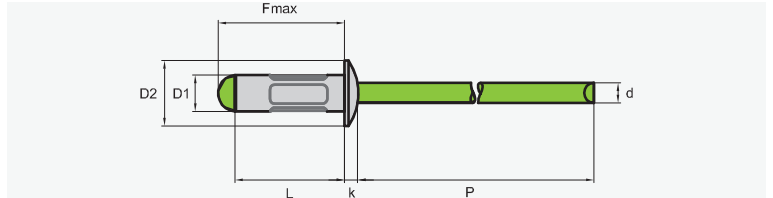
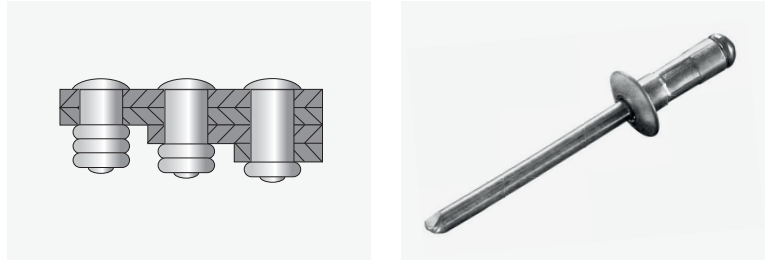
D1 = 4,8 + 0,05 / - 0,13 mm
D2 = 9,5 + 0 / - 0,29 mm
k = -
d = 2,78 mm
P = ≥ 27,0 mm
L = + 1,0 / - 0,2 mm
 4,9 mm

	F-Max		CODE				
4,8 x 10,0 mm	14,5 mm	1,5 - 6,0 mm	77711 48101	1400 N	2000 N	500	5000
4,8 x 12,0 mm	16,5 mm	2,0 - 8,0 mm	77711 48120			500	5000
4,8 x 14,0 mm	18,5 mm	4,0 - 10,0 mm	77711 48140			500	5000
4,8 x 16,9 mm	21,4 mm	6,4 - 12,7 mm	77711 48169			500	5000
4,8 x 20,0 mm	24,5 mm	10,0 - 16,0 mm	77711 48200			500	5000
4,8 x 24,0 mm	28,5 mm	14,0 - 20,0 mm	77711 48241			500	5000
4,8 x 30,0 mm	34,5 mm	20,0 - 25,0 mm	77711 48300			250	2500

MEHRBEREICHSBLINDNIETE FLACHRUNDKOPF

MULTIGRIP BLIND RIVETS DOMED HEAD


RIVETS MULTI SERRAGE TÊTE PLATE










Aluminium AIMG 2,5
Aluminium AIMG 2,5
Aluminium AIMG 2,5


Edelstahl A2 [1.4301]
Stainless steel A2 [AISI 304]
Acier inox A2 [1.4301]








Ø 3,2 mm

D1 = 3,2 + 0,05 / - 0,13 mm
D2 = 6,0 + 0 / - 0,24 mm
k = ≤ 1,4 mm
d = 1,78 mm
P = ≥ 27,0 mm
L = + 1,0 / - 0,2 mm
 3,3 mm


	F-Max						
3,2 x 8,0 mm	12,0 mm	1,0 - 4,8 mm	77702 32800	630 N	930 N	1000	10000
3,2 x 9,5 mm	12,5 mm	1,2 - 6,4 mm	77702 32950			1000	10000
3,2 x 11,1 mm	15,1 mm	4,0 - 7,9 mm	77702 32111			1000	10000

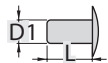






Ø 4,0 mm

D1 = 4,0 + 0,05 / - 0,13 mm
D2 = 8,0 + 0 / - 0,29 mm
k = ≤ 1,7 mm
d = 2,18 mm
P = ≥ 27,0 mm
L = + 1,0 / - 0,2 mm
 4,1 mm


	F-Max						
4,0 x 9,5 mm	13,5 mm	1,2 - 6,4 mm	77702 40950	1050 N	1300 N	1000	10000
4,0 x 12,7 mm	16,7 mm	4,0 - 9,5 mm	77702 40127			1000	10000
4,0 x 16,9 mm	20,9 mm	6,4 - 12,7 mm	77702 40169			500	5000








Ø 4,8 mm

D1 = 4,8 + 0,05 / - 0,13 mm
D2 = 9,5 + 0 / - 0,29 mm
k = ≤ 2,0 mm
d = 2,78 mm
P = ≥ 27,0 mm
L = + 1,0 / - 0,2 mm
 4,9 mm

	F-Max						
4,8 x 10,3 mm	14,8 mm	1,6 - 6,4 mm	77702 48103	1400 N	2000 N	500	5000
4,8 x 15,1 mm	19,6 mm	4,8 - 11,0 mm	77702 48151			500	5000
4,8 x 16,9 mm	21,4 mm	6,4 - 12,7 mm	77702 48169			500	5000
4,8 x 24,8 mm	29,3 mm	12,7 - 19,8 mm	77702 48248			500	5000

Ø 6,4 mm

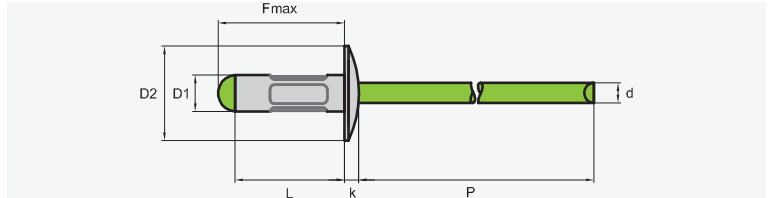
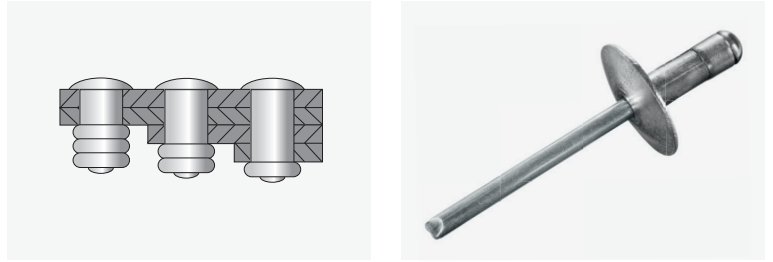
D1 = 6,4 + 0,08 / - 0,15 mm
D2 = 13,0 + / - 0,3 mm
k = 2,0 + 0 / - 0,3 mm
d = 3,65 mm
P = ≥ 32,0 mm
L = + 1,0 / - 0,2 mm
 6,5 mm

	F-Max						
6,4 x 15,0 mm	21,4 mm	1,5 - 9,0 mm	78802 64150	2600 N	3800 N	250	2500
6,4 x 20,0 mm	26,4 mm	6,0 - 14,0 mm	78802 64200			250	2500
6,4 x 25,0 mm	31,4 mm	10,0 - 18,0 mm	78802 64250			250	2500

MEHRBEREICHSBLINDNIETE GROSSKOPF

MULTIGRIP BLIND RIVETS LARGE HEAD


RIVETS MULTI SERRAGE TÊTE LARGE

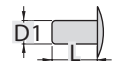







Aluminium AIMG 2,5
Aluminium AIMG 2,5
Aluminium AIMG 2,5


Edelstahl A2 [1.4301]
Stainless steel A2 [AISI 304]
Acier inox A2 [1.4301]

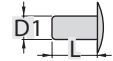





Ø 4,0 mm D2 = 12,0 mm

D1 = 4,0 + 0,05 / - 0,13 mm
D2 = 12,0 +/- 0,5 mm
k = ≤ 2,5 mm
d = 2,18 mm
P = ≥ 27,0 mm
L = + 1,0 / - 0,2 mm
 4,1 mm

	F-Max		CODE				
4,0 x 9,5 mm	13,5 mm	1,2 - 6,4 mm	77703 40950	1050 N	1300 N	500	5000
4,0 x 12,7 mm	16,7 mm	4,0 - 9,5 mm	77703 40125			500	5000
4,0 x 16,9 mm	21,0 mm	8,5 - 13,5 mm	77703 40170			500	5000

Ø 4,8 mm D2 = 16,0 mm

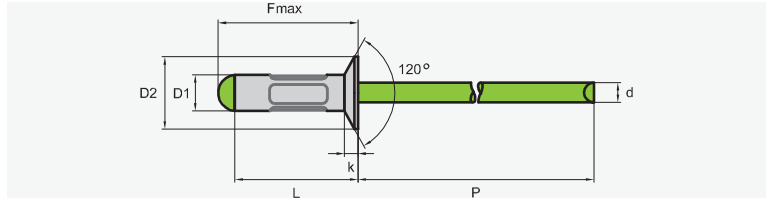
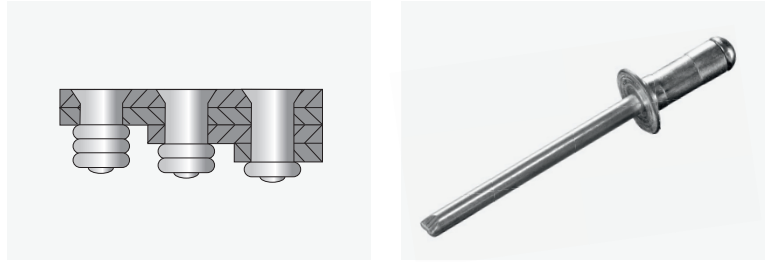
D1 = 4,8 + 0,05 / - 0,13 mm
D2 = 16,0 +/- 0,5 mm
k = ≤ 2,5 mm
d = 2,78 mm
P = ≥ 27,0 mm
L = + 1,0 / - 0,2 mm
 4,9 mm

	F-Max		CODE				
4,8 x 10,3 mm	14,8 mm	1,6 - 6,4 mm	77703 48103	1400 N	2000 N	250	2500
4,8 x 15,1 mm	19,6 mm	4,8 - 11,0 mm	77703 48151			250	2500
4,8 x 16,9 mm	21,4 mm	6,4 - 12,7 mm	77701 48169			250	2500
4,8 x 24,8 mm	29,3 mm	12,7 - 19,8 mm	77703 48248			250	2500

MEHRBEREICHSBLINDNIETE SENKKOPF 120°

MULTIGRIP BLIND RIVETS COUNTERSUNK HEAD 120°


RIVETS MULTI SERRAGE TÊTE FRAISÉE 120°

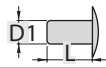







Aluminium AIMG 2,5
Aluminium AIMG 2,5
Aluminium AIMG 2,5


Edelstahl A2 [1.4301]
Stainless steel A2 [AISI 304]
Acier inox A2 [1.4301]

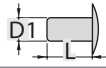





Ø 4,0 mm

D1 = 4,0 + 0,05 / - 0,13 mm
D2 = 8,0 + 0 / - 0,29 mm
k = -
d = 2,18 mm
P = ≥ 27,0 mm
L = + 1,0 / - 0,2 mm
 4,1 mm

	F-Max		CODE				
4,0 x 9,5 mm	13,5 mm	2,0 - 6,0 mm	77744 40950	1050 N	1300 N	1000	10000
4,0 x 12,5 mm	16,5 mm	4,0 - 9,0 mm	77744 40125			1000	10000
4,0 x 17,0 mm	21,0 mm	8,5 - 13,5 mm	77744 40170			500	5000

Ø 4,8 mm

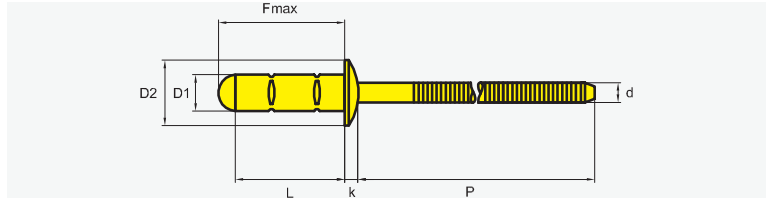
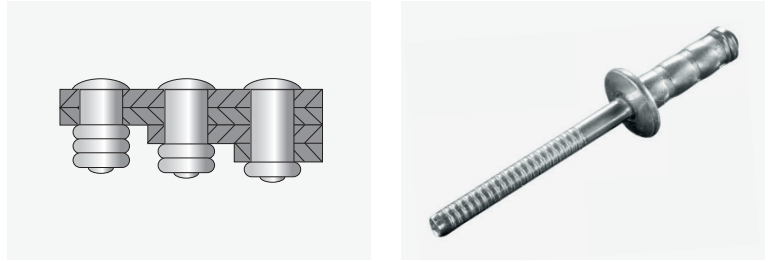
D1 = 4,8 + 0,05 / - 0,13 mm
D2 = 9,5 + 0 / - 0,29 mm
k = -
d = 2,78 mm
P = ≥ 27,0 mm
L = + 1,0 / - 0,2 mm
 4,9 mm

	F-Max		CODE				
4,8 x 12,0 mm	16,5 mm	2,0 - 8,0 mm	77744 48120	1400 N	2000 N	500	5000
4,8 x 16,9 mm	21,4 mm	6,4 - 12,7 mm	77744 48169			500	5000
4,8 x 20,0 mm	24,5 mm	10,0 - 15,0 mm	77744 48200			500	5000

MEHRBEREICHSBLINDNIETE FLACHRUNDKOPF

MULTIGRIP BLIND RIVETS DOMED HEAD


RIVETS MULTI SERRAGE TÊTE PLATE











Stahl verzinkt
Steel zinc plated
Acier zingué


Stahl verzinkt
Steel zinc plated
Acier zingué

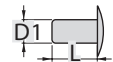







Ø 3,2 mm

D1 = 3,2 + 0,08 / - 0,13 mm
D2 = 7,2 + 0 / - 0,25 mm
k = ≤ 1,2 mm
d = 2,1 mm
P = ≥ 27,0 mm
L = + 1,0 / - 0,2 mm
 3,3 mm


	F-Max		CODE				
3,2 x 9,0 mm	13,0 mm	1,1 - 4,0 mm	77801 32900	1000 N	1400 N		
3,2 x 12,0 mm	16,0 mm	1,1 - 7,0 mm	77801 32120				
3,2 x 14,0 mm	18,0 mm	6,5 - 10,0 mm	77801 32140				









Ø 4,0 mm

D1 = 4,0 + 0,08 / - 0,15 mm
D2 = 8,1 + 0 / - 0,25 mm
k = ≤ 1,35 mm
d = 2,63 mm
P = ≥ 27,0 mm
L = + 1,0 / - 0,2 mm
 4,1 mm

	F-Max		CODE				
4,0 x 10,8 mm	14,8 mm	1,4 - 5,0 mm	77801 40108	1650 N	2400 N		
4,0 x 12,5 mm	16,5 mm	2,9 - 7,0 mm	77801 40125				
4,0 x 15,0 mm	19,0 mm	5,5 - 8,5 mm	77801 40150				

Ø 4,8 mm

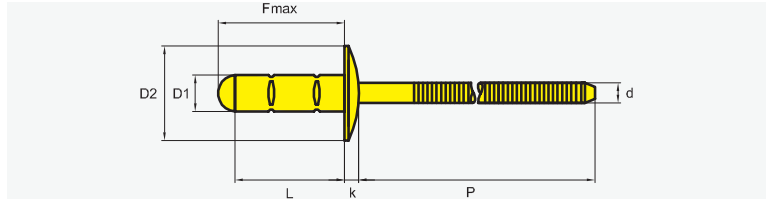
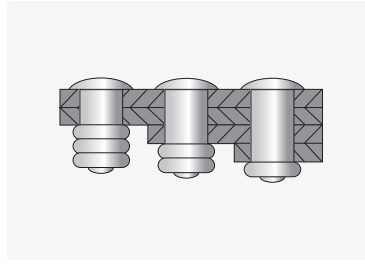
D1 = 4,8 + 0,08 / - 0,15 mm
D2 = 9,8 + 0 / - 0,25 mm
k = ≤ 2,0 mm
d = 3,1 mm
P = ≥ 27,0 mm
L = + 1,0 / - 0,2 mm
 4,9 mm

	F-Max		CODE				
4,8 x 10,2 mm	14,7 mm	1,4 - 5,0 mm	77801 48100	2400 N	3200 N		
4,8 x 12,7 mm	17,2 mm	3,5 - 7,5 mm	77801 48120				
4,8 x 17,5 mm	22,0 mm	7,5 - 12,5 mm	77801 48175				

MEHRBEREICHSBLINDNIETE GROSSKOPF

MULTIGRIP BLIND RIVETS LARGE HEAD

RIVETS MULTI SERRAGE TÊTE LARGE



Stahl verzinkt
Steel zinc plated
Acier zingué

Stahl verzinkt
Steel zinc plated
Acier zingué

Ø 4,8 mm
D2 = 16,0 mm

D1 = 4,8 + 0,08 / - 0,15 mm


D2 = 16,0 + / - 0,5 mm







k = ≤ 2,5 mm

d = 3,1 mm

P = ≥ 27,0 mm

L = + 1,0 / - 0,2 mm

 4,9 mm

	F-Max		CODE				
4,8 x 10,0 mm	14,5 mm	1,4 - 5,0 mm	77821 48100	2400 N	3200 N	250	2500
4,8 x 15,0 mm	19,5 mm	6,5 - 10,5 mm	77821 48150			250	2500
4,8 x 17,5 mm	22,0 mm	7,5 - 12,5 mm	77821 48175			250	2500

MEHRBEREICHSBLINDNIETE

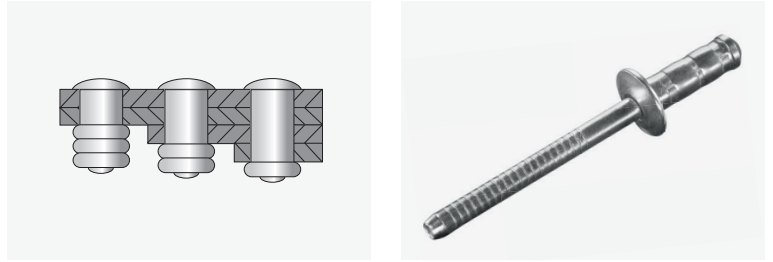
FLACHRUNDKOPF MIT GERILLTEM NIETDORN

MULTIGRIP BLIND RIVETS

DOMED HEAD WITH GROOVED MANDREL

RIVETS MULTI SERRAGE

TÊTE PLATE AVEC CLOU CANNÉLÉ



Edelstahl A2 [1.4301]
Stainless steel A2 [AISI 304]
Acier inox A2 [1.4301]

Edelstahl A2 [1.4301]
Stainless steel A2 [AISI 304]
Acier inox A2 [1.4301]

Ø 3,2 mm

D1 = 3,2 + 0,08 / - 0,15 mm
D2 = 7,3 + 0 / - 0,25 mm
k = 1,1 + / - 0,15 mm
d = 2,0 mm
P = ≥ 27,0 mm
L = + 1,0 / - 0,2 mm
 3,3 mm

	F-Max		CODE				
3,2 x 8,0 mm	12,0 mm	1,0 - 5,0 mm	70308 32806	1450 N	2300 N	1000	10000
3,2 x 12,0 mm	16,0 mm	1,0 - 7,0 mm	70308 32120				

Ø 4,0 mm

D1 = 4,0 + 0,08 / - 0,15 mm
D2 = 8,1 + 0 / - 0,25 mm
k = 1,2 + / - 0,15 mm
d = 2,6 mm
P = ≥ 27,0 mm
L = + 1,0 / - 0,2 mm
 4,1 mm

	F-Max		CODE				
4,0 x 10,0 mm	14,0 mm	1,5 - 6,0 mm	70308 40100	2650 N	3600 N	500	5000
4,0 x 12,0 mm	16,0 mm	3,5 - 7,5 mm	70308 40120				
4,0 x 15,0 mm	19,0 mm	6,0 - 10,0 mm	70308 40150				

Ø 4,8 mm

D1 = 4,8 + 0,08 / - 0,15 mm
D2 = 9,8 + / - 0,29 mm
k = 1,75 + / - 0,25 mm
d = 3,2 mm
P = ≥ 27,0 mm
L = + 1,0 / - 0,2 mm
 4,9 mm

	F-Max		CODE				
4,8 x 10,0 mm	14,5 mm	1,5 - 6,0 mm	70308 48100	4000 N	5000 N	500	5000
4,8 x 12,0 mm	16,5 mm	3,0 - 7,5 mm	70308 48120				
4,8 x 15,0 mm	19,5 mm	6,5 - 10,5 mm	70308 48150				
4,8 x 17,5 mm	22,0 mm	9,0 - 12,5 mm	70308 48175				

Ø 6,4 mm

D1 = 6,4 + / - 0,09 mm
D2 = 12,7 + / - 0,5 mm
k = 2,2 + 0,3 / - 0,2 mm
d = 3,85 mm
P = ≥ 32,0 mm
L = + 0,9 / 0 mm
 6,5 mm

	F-Max		CODE				
6,4 x 13,0 mm	18,5 mm	2,0 - 7,0 mm	70308 64130	7800 N	8800 N	250	2500
6,4 x 16,0 mm	21,5 mm	5,0 - 10,0 mm	70308 64160				
6,4 x 20,0 mm	25,5 mm	9,0 - 14,0 mm	70308 64200				

FARBIGE BLINDNIETE COLOURED BLIND RIVETS LES RIVETS DE COULEUR



Anwendungen

- Fensterbau
- Sonnendächer
- Fassadenplatten aus Metall und Kunststoff
- Karosseriebau und vieles mehr

Eigenschaften

- farbliche Anpassung an das zu vernietende Bauteil
- **fast jeder Blindniet in diesem Katalog kann lackiert werden**

Applications

- window/frame construction
- canopy tops
- cladding panels (metal/plastic)
- car body production and many others

Characteristics

- colour match of riveted components
- **almost every type of rivet listed here could be painted**

Utilisation

- montage de fenêtres
- toits ouvrants
- tôles de façade en métal ou en plastique
- carrosserie et plus encore...

Eigenschaften

- la couleur s`harmonise parfaitement avec les pièces à riveter
- **presque tous les rivets de ce catalogue peuvent être laqués**

BLINDNIETE

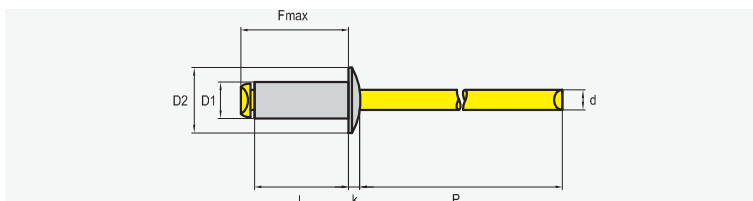
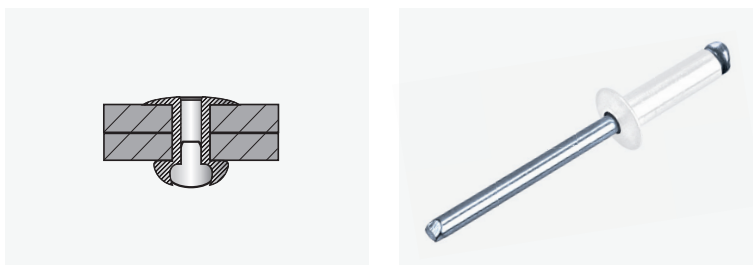
FLACHRUNDKOPF (~ DIN EN ISO 15977)

BLIND RIVETS

DOMED HEAD (~ DIN EN ISO 15977)

RIVETS AVEUGLES

TÊTE PLATE (~ DIN EN ISO 15977)



Aluminium AIMG 2,5 **RAL 9010 weiß**

Aluminium AIMG 2,5 **RAL 9010 white**

Aluminium AIMG 2,5 **RAL 9010 blanc**

Stahl verzinkt

Steel zinc plated

Acier zingué

Ø 2,4 mm

D1 = 2,4 + 0,08 / - 0,1 mm

D2 = 5,0 + 0 / - 0,7 mm

k = 0,7 + / - 0,15 mm

d = 1,45 mm

P = ≥ 27,0 mm

L = + 1,0 / - 0,2 mm

2,5 mm

	F-Max						
2,4 x 4,0 mm	8,4 mm	0,5 - 2,0 mm	79010 24400	315 N	355 N	1000	10000
2,4 x 6,0 mm	10,4 mm	2,0 - 4,0 mm	79010 24600			1000	10000
2,4 x 8,0 mm	12,4 mm	4,0 - 6,0 mm	79010 24800			1000	10000
2,4 x 10,0 mm	14,4 mm	6,0 - 8,0 mm	79010 24100			1000	10000
2,4 x 12,0 mm	16,4 mm	8,0 - 10,0 mm	79010 24120			1000	10000

Ø 3,0 mm

D1 = 3,0 + 0,08 / - 0,1 mm

D2 = 6,5 + 0 / - 0,7 mm

k = 0,8 + / - 0,15 mm

d = 1,75 mm

P = ≥ 27,0 mm

L = + 1,0 / - 0,2 mm

3,1 mm

	F-Max						
3,0 x 4,0 mm	8,4 mm	0,5 - 1,5 mm	79010 30400	600 N	700 N	1000	10000
3,0 x 6,0 mm	10,4 mm	1,5 - 3,5 mm	79010 30600			1000	10000
3,0 x 8,0 mm	12,4 mm	3,5 - 5,5 mm	79010 30800			1000	10000
3,0 x 10,0 mm	14,4 mm	5,5 - 7,0 mm	79010 30100			1000	10000
3,0 x 12,0 mm	16,4 mm	7,0 - 9,0 mm	79010 30120			1000	10000
3,0 x 14,0 mm	18,4 mm	9,0 - 11,0 mm	79010 30140			1000	10000
3,0 x 16,0 mm	20,4 mm	11,0 - 13,0 mm	79010 30160			1000	10000
3,0 x 18,0 mm	22,4 mm	13,0 - 15,0 mm	79010 30180			1000	10000
3,0 x 20,0 mm	24,4 mm	15,0 - 17,0 mm	79010 30200			500	5000

Ø 3,2 mm

D1 = 3,2 + 0,08 / - 0,1 mm

D2 = 6,5 + 0 / - 0,7 mm

k = 0,8 + / - 0,15 mm

d = 1,75 mm

P = ≥ 27,0 mm

L = + 1,0 / - 0,2 mm

3,3 mm

	F-Max						
3,2 x 4,0 mm	8,9 mm	0,5 - 1,5 mm	79010 32400	720 N	800 N	1000	10000
3,2 x 6,0 mm	10,9 mm	1,5 - 3,0 mm	79010 32600			1000	10000
3,2 x 8,0 mm	12,9 mm	3,0 - 5,0 mm	79010 32800			1000	10000
3,2 x 10,0 mm	14,9 mm	5,0 - 7,0 mm	79010 32100			1000	10000
3,2 x 12,0 mm	16,9 mm	7,0 - 9,0 mm	79010 32120			1000	10000
3,2 x 14,0 mm	18,9 mm	9,0 - 11,0 mm	79010 32140			1000	10000
3,2 x 16,0 mm	20,9 mm	11,0 - 13,0 mm	79010 32160			1000	10000
3,2 x 18,0 mm	22,9 mm	13,0 - 15,0 mm	79010 32180			1000	10000
3,2 x 20,0 mm	24,9 mm	15,0 - 17,0 mm	79010 32200			500	5000
3,2 x 25,0 mm	29,9 mm	17,0 - 22,0 mm	79010 32250			500	5000

BLINDNIETE

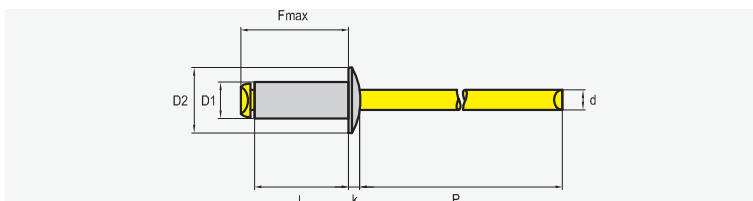
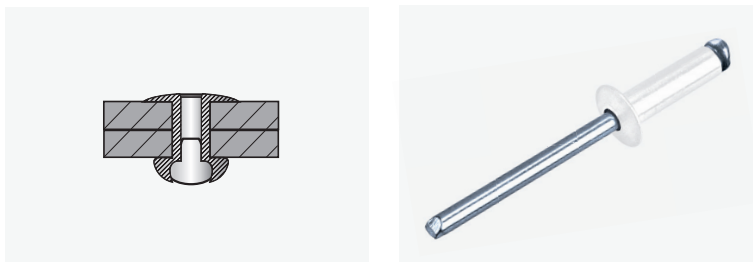
FLACHRUNDKOPF (~ DIN EN ISO 15977)

BLIND RIVETS

DOMED HEAD (~ DIN EN ISO 15977)

RIVETS AVEUGLES

TÊTE PLATE (~ DIN EN ISO 15977)



Aluminium AIMG 3,5 **RAL 9010 weiß**

Aluminium AIMG 3,5 **RAL 9010 white**

Aluminium AIMG 3,5 **RAL 9010 blanc**

Stahl verzinkt

Steel zinc plated

Acier zingué

Ø 4,0 mm

D1 = 4,0 + 0,08 / - 0,15 mm

D2 = 8,0 + 0 / - 1,0 mm


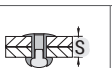
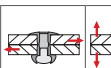
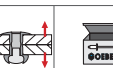


k = 1,0 + / - 0,3 mm

d = 2,1 mm

P = ≥ 27,0 mm

L = + 1,0 / - 0,2 mm

 4,1 mm

	F-Max		CODE				
4,0 x 6,0 mm	10,9 mm	1,5 - 3,0 mm	79010 40601	1100 N	1400 N	1000	10000
4,0 x 8,0 mm	12,9 mm	3,0 - 5,0 mm	79010 40800			1000	10000
4,0 x 10,0 mm	14,9 mm	5,0 - 6,5 mm	79010 40100			1000	10000
4,0 x 12,0 mm	16,9 mm	6,5 - 8,5 mm	79010 40120			1000	10000
4,0 x 14,0 mm	18,9 mm	8,5 - 10,5 mm	79010 40140			500	5000
4,0 x 16,0 mm	20,9 mm	10,5 - 12,5 mm	79010 40160			500	5000
4,0 x 18,0 mm	22,9 mm	12,5 - 14,5 mm	79010 40182			500	5000
4,0 x 20,0 mm	24,9 mm	14,5 - 16,5 mm	79010 40200			500	5000
4,0 x 22,0 mm	26,9 mm	15,5 - 18,0 mm	79010 40220			500	5000
4,0 x 23,0 mm	27,9 mm	16,5 - 19,0 mm	79010 40230			500	5000
4,0 x 25,0 mm	29,9 mm	19,0 - 21,5 mm	79010 40250	850 N	1000 N	500	5000
4,0 x 30,0 mm	34,9 mm	21,5 - 26,0 mm	79010 40300			500	5000
4,0 x 35,0 mm	39,9 mm	26,0 - 30,0 mm	79010 40350			500	5000

Ø 4,8 mm

D1 = 4,8 + 0,08 / - 0,15 mm

D2 = 9,5 + 0 / - 1,0 mm

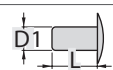
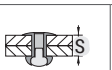
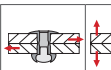
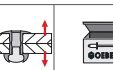


k = 1,1 + / - 0,3 mm

d = 2,7 mm

P = ≥ 27,0 mm

L = + 1,0 / - 0,2 mm

 4,9 mm

	F-Max		CODE				
4,8 x 6,0 mm	11,4 mm	1,0 - 3,0 mm	79010 48600	1500 N	1900 N	500	5000
4,8 x 8,0 mm	13,4 mm	3,0 - 4,5 mm	79010 48800			500	5000
4,8 x 10,0 mm	15,4 mm	4,5 - 6,0 mm	79010 48100			500	5000
4,8 x 12,0 mm	17,4 mm	6,0 - 8,0 mm	79010 48120			500	5000
4,8 x 14,0 mm	19,4 mm	8,0 - 10,0 mm	79010 48140			500	5000
4,8 x 16,0 mm	21,4 mm	10,0 - 12,0 mm	79010 48160			500	5000
4,8 x 18,0 mm	23,4 mm	12,0 - 14,0 mm	79010 48180			500	5000
4,8 x 20,0 mm	25,4 mm	14,0 - 16,0 mm	79010 48200			500	5000
4,8 x 22,0 mm	27,4 mm	16,0 - 18,0 mm	79010 48221			500	5000
4,8 x 25,0 mm	30,4 mm	18,0 - 21,0 mm	79010 48250			500	5000
4,8 x 28,0 mm	33,4 mm	21,0 - 23,5 mm	79010 48280	1200 N	1700 N	250	2500
4,8 x 30,0 mm	35,4 mm	23,0 - 25,0 mm	79010 48300			250	2500
4,8 x 35,0 mm	40,4 mm	25,0 - 30,0 mm	79010 48350			250	2500
4,8 x 40,0 mm	45,4 mm	30,0 - 35,0 mm	79010 48400			250	2500
4,8 x 45,0 mm	50,4 mm	35,0 - 40,0 mm	79010 48450			100	1000
4,8 x 50,0 mm	55,4 mm	40,0 - 45,0 mm	79010 48500			100	1000
4,8 x 55,0 mm	60,4 mm	45,0 - 50,0 mm	79010 48550			100	1000
4,8 x 60,0 mm	65,4 mm	50,0 - 55,0 mm	79010 48601			100	1000
4,8 x 65,0 mm	70,4 mm	55,0 - 60,0 mm	79010 48650	100	1000		

BLINDNIETE

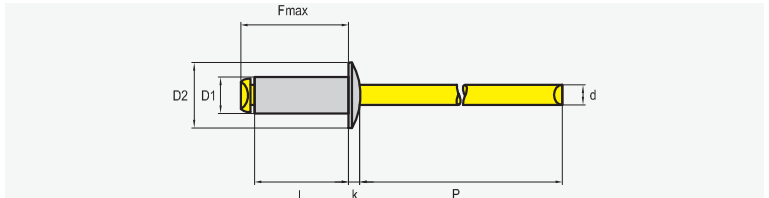
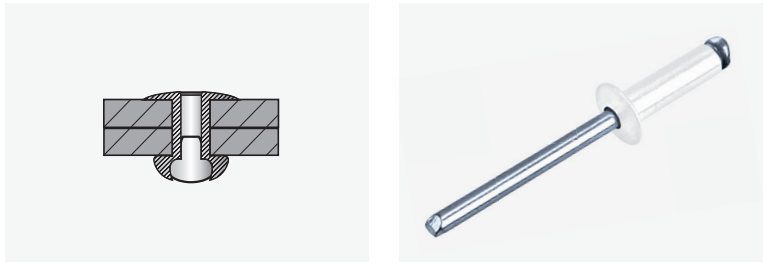
FLACHRUNDKOPF (~ DIN EN ISO 15977)

BLIND RIVETS

DOMED HEAD (~ DIN EN ISO 15977)

RIVETS AVEUGLES

TÊTE PLATE (~ DIN EN ISO 15977)



Aluminium AIMG 3,5 **RAL 9010 weiß**

Aluminium AIMG 3,5 **RAL 9010 white**

Aluminium AIMG 3,5 **RAL 9010 blanc**

Stahl verzinkt

Steel zinc plated

Acier zingué

Ø 5,0 mm

D1 = 5,0 + 0,08 / - 0,15 mm

D2 = 9,5 + 0 / - 1,0 mm

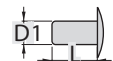





k = 1,1 + / - 0,3 mm

d = 2,7 mm

P ≥ 27,0 mm

L = + 1,0 / - 0,2 mm

 5,1 mm

	F-Max		CODE				
5,0 x 6,0 mm	11,4 mm	0,5 - 2,5 mm	79010 50600	1820 N	2100 N	500	5000
5,0 x 8,0 mm	13,4 mm	2,5 - 4,5 mm	79010 50801			500	5000
5,0 x 10,0 mm	15,4 mm	4,5 - 6,0 mm	79010 50100			500	5000
5,0 x 12,0 mm	17,4 mm	6,0 - 8,0 mm	79010 50122			500	5000
5,0 x 14,0 mm	19,4 mm	8,0 - 10,0 mm	79010 50140			500	5000
5,0 x 16,0 mm	21,4 mm	10,0 - 12,0 mm	79010 50160			500	5000
5,0 x 18,0 mm	23,4 mm	12,0 - 14,0 mm	79010 50180			500	5000
5,0 x 21,0 mm	26,4 mm	14,0 - 17,0 mm	79010 50210			250	2500
5,0 x 25,0 mm	30,4 mm	17,0 - 20,0 mm	79010 50250			250	2500
5,0 x 27,0 mm	32,4 mm	20,0 - 23,0 mm	79010 50270			250	2500
5,0 x 30,0 mm	35,4 mm	23,0 - 25,0 mm	79010 50300	1400 N	1800 N	250	2500
5,0 x 35,0 mm	40,4 mm	25,0 - 30,0 mm	79010 50350			250	2500
5,0 x 40,0 mm	45,4 mm	30,0 - 35,0 mm	79010 50400			250	2500
5,0 x 45,0 mm	50,4 mm	35,0 - 40,0 mm	79010 50450			100	1000
5,0 x 50,0 mm	55,4 mm	40,0 - 45,0 mm	79010 50500			100	1000
5,0 x 55,0 mm	60,4 mm	45,0 - 50,0 mm	79010 50550			100	1000
5,0 x 60,0 mm	65,4 mm	50,0 - 55,0 mm	79010 50601			100	1000
5,0 x 65,0 mm	70,4 mm	55,0 - 60,0 mm	79010 50650			100	1000

Ø 6,0 mm

D1 = 6,0 + 0,08 / - 0,15 mm

D2 = 12,0 + 0 / - 1,5 mm

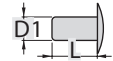





k = 1,5 + / - 0,4 mm

d = 3,6 mm

P ≥ 27,0 mm

L = + 1,0 / - 0,2 mm

 6,1 mm

	F-Max		CODE				
6,0 x 8,0 mm	13,9 mm	2,0 - 4,0 mm	79010 60800	2400 N	3400 N	250	2500
6,0 x 10,0 mm	15,9 mm	4,0 - 6,0 mm	79010 60100			250	2500
6,0 x 12,0 mm	17,9 mm	6,0 - 8,0 mm	79010 60120			250	2500
6,0 x 14,0 mm	19,9 mm	7,0 - 9,0 mm	79010 60140			250	2500
6,0 x 16,0 mm	21,9 mm	9,0 - 11,0 mm	79010 60160			250	2500
6,0 x 18,0 mm	23,9 mm	11,0 - 13,0 mm	79010 60180			250	2500
6,0 x 22,0 mm	27,9 mm	13,0 - 17,0 mm	79010 60220			250	2500
6,0 x 26,0 mm	31,9 mm	17,0 - 20,0 mm	79010 60260			250	2500
6,0 x 30,0 mm	35,9 mm	20,0 - 24,0 mm	79010 60300			250	2500

RAINBOW STANDARD

BLINDNIETE

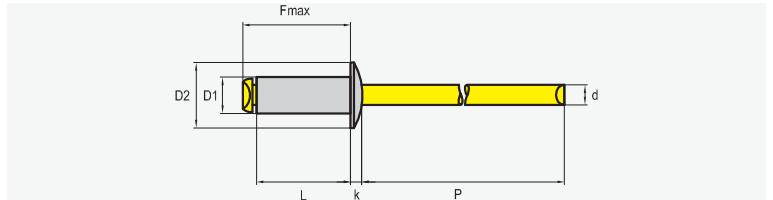
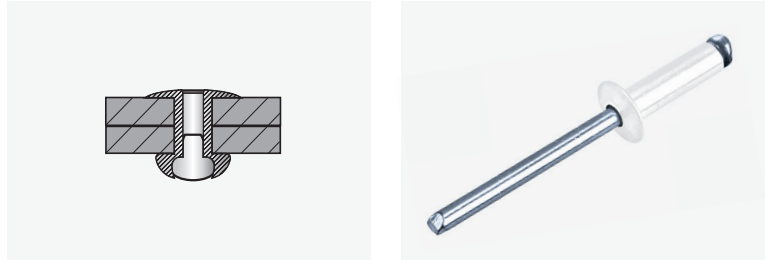
FLACHRUNDKOPF (~ DIN EN ISO 15977)

BLIND RIVETS

DOMED HEAD (~ DIN EN ISO 15977)

RIVETS AVEUGLES

TÊTE PLATE (~ DIN EN ISO 15977)



Aluminium AIMG 3,5 **RAL 9010 weiß**
 Aluminium AIMG 3,5 **RAL 9010 white**
 Aluminium AIMG 3,5 **RAL 9010 blanc**

Stahl verzinkt
 Steel zinc plated
 Acier zingué

Ø 6,4 mm

D1 = 6,4 + 0,08 / - 0,15 mm

D2 = 13,0 + 0 / - 1,5 mm

k = 1,8 + / - 0,4 mm

d = 3,85 mm

P = ≥ 27,0 mm

L = + 1,0 / - 0,2 mm

6,5 mm

	F-Max		CODE				
6,4 x 10,0 mm	16,4 mm	2,0 - 5,0 mm	79010 64100	2600 N	4000 N	250	2500
6,4 x 12,0 mm	18,4 mm	4,0 - 6,0 mm	79010 64120			250	2500
6,4 x 15,0 mm	21,4 mm	6,0 - 9,0 mm	79010 64150			250	2500
6,4 x 18,0 mm	24,4 mm	9,0 - 12,0 mm	79010 64180			250	2500
6,4 x 20,0 mm	26,4 mm	11,0 - 14,0 mm	79010 64200			250	2500
6,4 x 22,0 mm	28,4 mm	13,0 - 16,0 mm	79010 64220			250	2500
6,4 x 26,0 mm	32,4 mm	16,0 - 20,0 mm	79010 64260			250	2500
6,4 x 30,0 mm	36,4 mm	18,0 - 24,0 mm	79010 64300			250	2500
6,4 x 35,0 mm	41,4 mm	24,0 - 30,0 mm	79010 64350			100	1000
6,4 x 40,0 mm	46,4 mm	30,0 - 35,0 mm	79010 64400			100	1000

RAINBOW STANDARD

BLINDNIETE

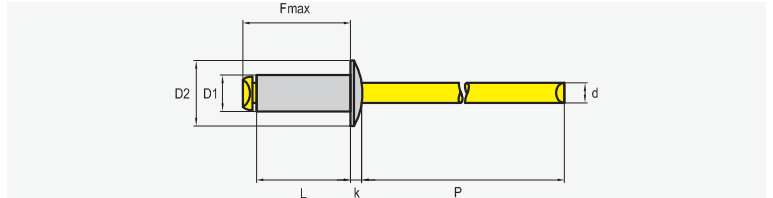
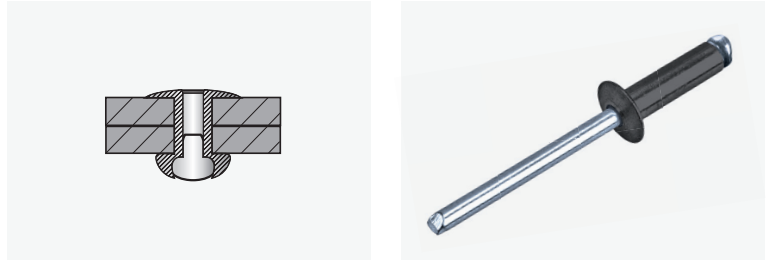
FLACHRUNDKOPF (~ DIN EN ISO 15977)

BLIND RIVETS

DOMED HEAD (~ DIN EN ISO 15977)

RIVETS AVEUGLES


TÊTE PLATE (~ DIN EN ISO 15977)

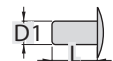







Aluminium AIMG 2,5 **RAL 9005 schwarz**
Aluminium AIMG 2,5 **RAL 9005 black**
Aluminium AIMG 2,5 **RAL 9005 noir**


Stahl verzinkt
Steel zinc plated
Acier zingué

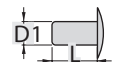





Ø 2,4 mm

D1 = 2,4 + 0,08 / - 0,1 mm
D2 = 5,0 + 0 / - 0,7 mm
k = 0,7 +/- 0,15 mm
d = 1,45 mm
P = ≥ 27,0 mm
L = + 1,0 / - 0,2 mm
 2,5 mm


	F-Max		CODE				
2,4 x 4,0 mm	8,4 mm	0,5 - 2,0 mm	79005 24401	315 N	355 N	1000	10000
2,4 x 6,0 mm	10,4 mm	2,0 - 4,0 mm	79005 24601			1000	10000
2,4 x 8,0 mm	12,4 mm	4,0 - 6,0 mm	79005 24801			1000	10000
2,4 x 10,0 mm	14,4 mm	6,0 - 8,0 mm	79005 24100			1000	10000
2,4 x 12,0 mm	16,4 mm	8,0 - 10,0 mm	79005 24120			1000	10000







Ø 3,0 mm

D1 = 3,0 + 0,08 / - 0,1 mm
D2 = 6,5 + 0 / - 0,7 mm
k = 0,8 +/- 0,15 mm
d = 1,75 mm
P = ≥ 27,0 mm
L = + 1,0 / - 0,2 mm
 3,1 mm

	F-Max		CODE				
3,0 x 4,0 mm	8,4 mm	0,5 - 1,5 mm	79005 30400	600 N	700 N	1000	10000
3,0 x 6,0 mm	10,4 mm	1,5 - 3,5 mm	79005 30600			1000	10000
3,0 x 8,0 mm	12,4 mm	3,5 - 5,5 mm	79005 30800			1000	10000
3,0 x 10,0 mm	14,4 mm	5,5 - 7,0 mm	79005 30100			1000	10000
3,0 x 12,0 mm	16,4 mm	7,0 - 9,0 mm	79005 30120			1000	10000
3,0 x 14,0 mm	18,4 mm	9,0 - 11,0 mm	79005 30140			1000	10000
3,0 x 16,0 mm	20,4 mm	11,0 - 13,0 mm	79005 30160			1000	10000
3,0 x 18,0 mm	22,4 mm	13,0 - 15,0 mm	79005 30180			1000	10000
3,0 x 20,0 mm	24,4 mm	15,0 - 17,0 mm	79005 30200			500	5000

Ø 3,2 mm

D1 = 3,2 + 0,08 / - 0,1 mm
D2 = 6,5 + 0 / - 0,7 mm
k = 0,8 +/- 0,15 mm
d = 1,75 mm
P = ≥ 27,0 mm
L = + 1,0 / - 0,2 mm
 3,3 mm

	F-Max		CODE				
3,2 x 4,0 mm	8,9 mm	0,5 - 1,5 mm	79005 32400	720 N	800 N	1000	10000
3,2 x 6,0 mm	10,9 mm	1,5 - 3,0 mm	79005 32600			1000	10000
3,2 x 8,0 mm	12,9 mm	3,0 - 5,0 mm	79005 32800			1000	10000
3,2 x 10,0 mm	14,9 mm	5,0 - 7,0 mm	79005 32101			1000	10000
3,2 x 12,0 mm	16,9 mm	7,0 - 9,0 mm	79005 32121			1000	10000
3,2 x 14,0 mm	18,9 mm	9,0 - 11,0 mm	79005 32141			1000	10000
3,2 x 16,0 mm	20,9 mm	11,0 - 13,0 mm	79005 32161			1000	10000
3,2 x 18,0 mm	22,9 mm	13,0 - 15,0 mm	79005 32180			1000	10000
3,2 x 20,0 mm	24,9 mm	15,0 - 17,0 mm	79005 32200			500	5000
3,2 x 25,0 mm	29,9 mm	17,0 - 22,0 mm	79005 32250			500	5000

BLINDNIETE

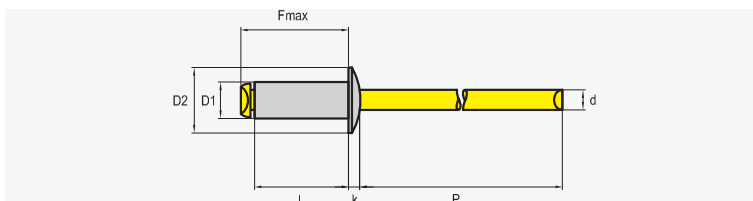
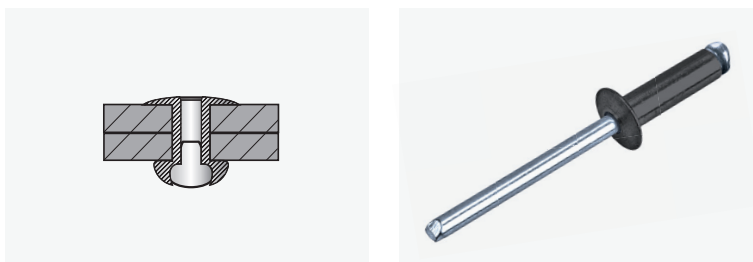
FLACHRUNDKOPF (~ DIN EN ISO 15977)

BLIND RIVETS

DOMED HEAD (~ DIN EN ISO 15977)

RIVETS AVEUGLES

TÊTE PLATE (~ DIN EN ISO 15977)



Aluminium AIMG 3,5 **RAL 9005 schwarz**

Aluminium AIMG 3,5 **RAL 9005 black**

Aluminium AIMG 3,5 **RAL 9005 noir**

Stahl verzinkt

Steel zinc plated

Acier zingué

Ø 4,0 mm

D1 = 4,0 + 0,08 / - 0,15 mm

D2 = 8,0 + 0 / - 1,0 mm

k = 1,0 + / - 0,3 mm

d = 2,1 mm

P = ≥ 27,0 mm

L = + 1,0 / - 0,2 mm

4,1 mm

	F-Max		CODE				
4,0 x 6,0 mm	10,9 mm	1,5 - 3,0 mm	79005 40600	1100 N	1400 N	1000	10000
4,0 x 8,0 mm	12,9 mm	3,0 - 5,0 mm	79005 40800			1000	10000
4,0 x 10,0 mm	14,9 mm	5,0 - 6,5 mm	79005 40100			1000	10000
4,0 x 12,0 mm	16,9 mm	6,5 - 8,5 mm	79005 40120			1000	10000
4,0 x 14,0 mm	18,9 mm	8,5 - 10,5 mm	79005 40140			500	5000
4,0 x 16,0 mm	20,9 mm	10,5 - 12,5 mm	79005 40160			500	5000
4,0 x 18,0 mm	22,9 mm	12,5 - 14,5 mm	79005 40180			500	5000
4,0 x 20,0 mm	24,9 mm	14,5 - 16,5 mm	79005 40200			500	5000
4,0 x 23,0 mm	27,9 mm	16,5 - 19,0 mm	79005 40230			500	5000
4,0 x 25,0 mm	29,9 mm	19,0 - 21,5 mm	79005 40250			500	5000
4,0 x 30,0 mm	34,9 mm	21,5 - 26,0 mm	79005 40300	850 N	1000 N	500	5000
4,0 x 35,0 mm	39,9 mm	26,0 - 30,0 mm	79005 40350			500	5000

Ø 4,8 mm

D1 = 4,8 + 0,08 / - 0,15 mm

D2 = 9,5 + 0 / - 1,0 mm

k = 1,1 + / - 0,3 mm

d = 2,7 mm

P = ≥ 27,0 mm

L = + 1,0 / - 0,2 mm

4,9 mm

	F-Max		CODE				
4,8 x 6,0 mm	11,4 mm	1,0 - 3,0 mm	79005 48600	1500 N	1900 N	500	5000
4,8 x 8,0 mm	13,4 mm	3,0 - 4,5 mm	79005 48800			500	5000
4,8 x 10,0 mm	15,4 mm	4,5 - 6,0 mm	79005 48100			500	5000
4,8 x 12,0 mm	17,4 mm	6,0 - 8,0 mm	79005 48120			500	5000
4,8 x 14,0 mm	19,4 mm	8,0 - 10,0 mm	79005 48140			500	5000
4,8 x 16,0 mm	21,4 mm	10,0 - 12,0 mm	79005 48160			500	5000
4,8 x 18,0 mm	23,4 mm	12,0 - 14,0 mm	79005 48180			500	5000
4,8 x 20,0 mm	25,4 mm	14,0 - 16,0 mm	79005 48204			500	5000
4,8 x 22,0 mm	27,4 mm	16,0 - 18,0 mm	79005 48220			500	5000
4,8 x 25,0 mm	30,4 mm	18,0 - 21,0 mm	79005 48251			500	5000
4,8 x 28,0 mm	33,4 mm	21,0 - 23,5 mm	79005 48280	1200 N	1700 N	250	2500
4,8 x 30,0 mm	35,4 mm	23,0 - 25,0 mm	79005 48300			250	2500
4,8 x 35,0 mm	40,4 mm	25,0 - 30,0 mm	79005 48351			250	2500
4,8 x 40,0 mm	45,4 mm	30,0 - 35,0 mm	79005 48400			250	2500
4,8 x 45,0 mm	50,4 mm	35,0 - 40,0 mm	79005 48450			100	1000
4,8 x 50,0 mm	55,4 mm	40,0 - 45,0 mm	79005 48500			100	1000
4,8 x 55,0 mm	60,4 mm	45,0 - 50,0 mm	79005 48550			100	1000
4,8 x 60,0 mm	65,4 mm	50,0 - 55,0 mm	79005 48601			100	1000
4,8 x 65,0 mm	70,4 mm	55,0 - 60,0 mm	79005 48650			100	1000

BLINDNIETE

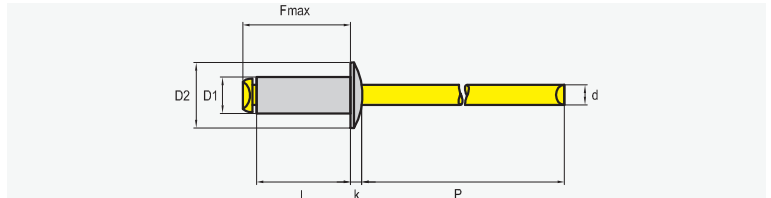
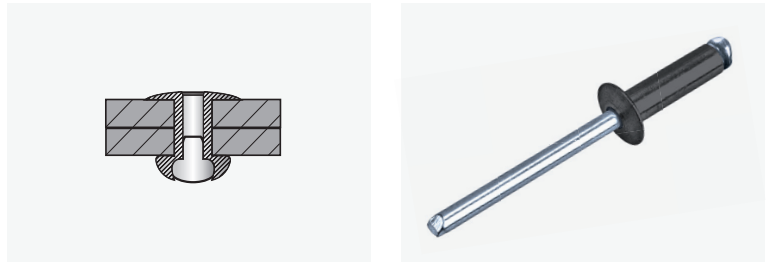
FLACHRUNDKOPF (~ DIN EN ISO 15977)

BLIND RIVETS

DOMED HEAD (~ DIN EN ISO 15977)

RIVETS AVEUGLES

TÊTE PLATE (~ DIN EN ISO 15977)



Aluminium AIMG 3,5 **RAL 9005 schwarz**

Aluminium AIMG 3,5 **RAL 9005 black**

Aluminium AIMG 3,5 **RAL 9005 noir**

Stahl verzinkt

Steel zinc plated

Acier zingué

Ø 5,0 mm

D1 = 5,0 + 0,08 / - 0,15 mm

D2 = 9,5 + 0 / - 1,0 mm

k = 1,1 + / - 0,3 mm

d = 2,7 mm

P ≥ 27,0 mm

L = + 1,0 / - 0,2 mm

5,1 mm

	F-Max		CODE				
5,0 x 6,0 mm	11,4 mm	0,5 - 2,5 mm	79005 50600	1820 N	2100 N	500	5000
5,0 x 8,0 mm	13,4 mm	2,5 - 4,5 mm	79005 50801			500	5000
5,0 x 10,0 mm	15,4 mm	4,5 - 6,0 mm	79005 50102			500	5000
5,0 x 12,0 mm	17,4 mm	6,0 - 8,0 mm	79005 50122			500	5000
5,0 x 14,0 mm	19,4 mm	8,0 - 10,0 mm	79005 50140			500	5000
5,0 x 16,0 mm	21,4 mm	10,0 - 12,0 mm	79005 50160			500	5000
5,0 x 18,0 mm	23,4 mm	12,0 - 14,0 mm	79005 50180			500	5000
5,0 x 21,0 mm	26,4 mm	14,0 - 17,0 mm	79005 50210			250	2500
5,0 x 25,0 mm	30,4 mm	17,0 - 20,0 mm	79005 50250			250	2500
5,0 x 27,0 mm	32,4 mm	20,0 - 23,0 mm	79005 50270			250	2500
5,0 x 30,0 mm	35,4 mm	23,0 - 25,0 mm	79005 50300	1400 N	1800 N	250	2500
5,0 x 35,0 mm	40,4 mm	25,0 - 30,0 mm	79005 50350			250	2500
5,0 x 40,0 mm	45,4 mm	30,0 - 35,0 mm	79005 50400			100	1000
5,0 x 45,0 mm	50,4 mm	35,0 - 40,0 mm	79005 50450			100	1000
5,0 x 50,0 mm	55,4 mm	40,0 - 45,0 mm	79005 50500			100	1000
5,0 x 55,0 mm	60,4 mm	45,0 - 50,0 mm	79005 50550			100	1000
5,0 x 60,0 mm	65,4 mm	50,0 - 55,0 mm	79005 50601			100	1000
5,0 x 65,0 mm	70,4 mm	55,0 - 60,0 mm	79005 50650			100	1000

Ø 6,0 mm

D1 = 6,0 + 0,08 / - 0,15 mm

D2 = 12,0 + 0 / - 1,5 mm

k = 1,5 + / - 0,4 mm

d = 3,6 mm

P ≥ 27,0 mm

L = + 1,0 / - 0,2 mm

6,1 mm

	F-Max		CODE				
6,0 x 8,0 mm	13,9 mm	2,0 - 4,0 mm	79005 60800	2400 N	3400 N	250	2500
6,0 x 10,0 mm	15,9 mm	4,0 - 6,0 mm	79005 60100			250	2500
6,0 x 12,0 mm	17,9 mm	6,0 - 8,0 mm	79005 60120			250	2500
6,0 x 14,0 mm	19,9 mm	7,0 - 9,0 mm	79005 60140			250	2500
6,0 x 16,0 mm	21,9 mm	9,0 - 11,0 mm	79005 60160			250	2500
6,0 x 18,0 mm	23,9 mm	11,0 - 13,0 mm	79005 60180			250	2500
6,0 x 22,0 mm	27,9 mm	13,0 - 17,0 mm	79005 60220			250	2500
6,0 x 26,0 mm	31,9 mm	17,0 - 20,0 mm	79005 60260			250	2500
6,0 x 30,0 mm	35,9 mm	20,0 - 24,0 mm	79005 60300			250	2500

RAINBOW STANDARD

BLINDNIETE

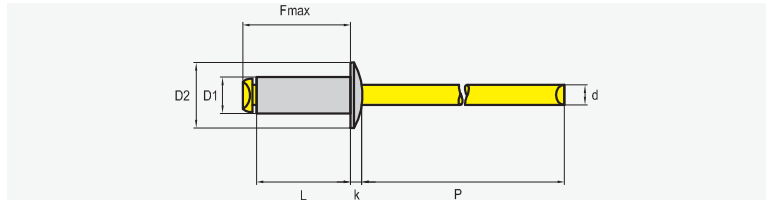

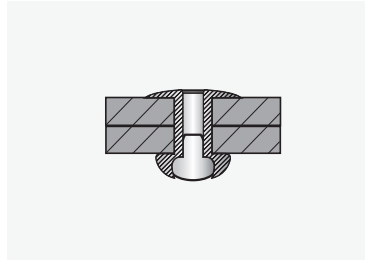
FLACHRUNDKOPF (~ DIN EN ISO 15977)

BLIND RIVETS

DOMED HEAD (~ DIN EN ISO 15977)

RIVETS AVEUGLES

TÊTE PLATE (~ DIN EN ISO 15977)



Aluminium AIMG 3,5 **RAL 9005 schwarz**
 Aluminium AIMG 3,5 **RAL 9005 black**
 Aluminium AIMG 2,5 **RAL 9005 noir**

Stahl verzinkt
 Steel zinc plated
 Acier zingué

Ø 6,4 mm

D1 = 6,4 + 0,08 / - 0,15 mm

D2 = 13,0 + 0 / - 1,5 mm

k = 1,8 + / - 0,4 mm

d = 3,85 mm

P = ≥ 27,0 mm

L = + 1,0 / - 0,2 mm

6,5 mm

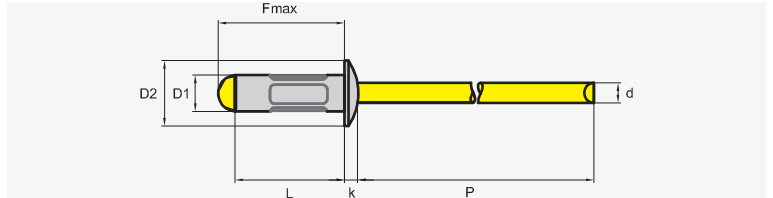
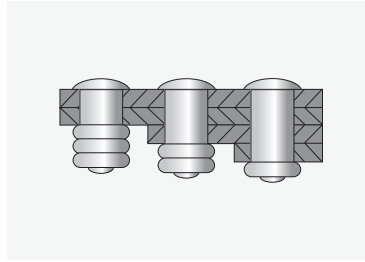
	F-Max		CODE				
6,4 x 10,0 mm	16,4 mm	2,0 - 5,0 mm	79005 64100	2600 N	4000 N	250	2500
6,4 x 12,0 mm	18,4 mm	4,0 - 6,0 mm	79005 64121			250	2500
6,4 x 15,0 mm	21,4 mm	6,0 - 9,0 mm	79005 64150			250	2500
6,4 x 18,0 mm	24,4 mm	9,0 - 12,0 mm	79005 64180			250	2500
6,4 x 20,0 mm	26,4 mm	11,0 - 14,0 mm	79005 64200			250	2500
6,4 x 22,0 mm	28,4 mm	13,0 - 16,0 mm	79005 64220			250	2500
6,4 x 26,0 mm	32,4 mm	16,0 - 20,0 mm	79005 64260			250	2500
6,4 x 30,0 mm	36,4 mm	18,0 - 24,0 mm	79005 64300			250	2500
6,4 x 35,0 mm	41,4 mm	24,0 - 30,0 mm	79005 64350			100	1000
6,4 x 40,0 mm	46,4 mm	30,0 - 35,0 mm	79005 64400			100	1000

RAINBOW MULTI

MEHRBEREICHSBLINDNIETE FLACHRUNDKOPF

MULTIGRIP BLIND RIVETS DOMED HEAD


RIVETS MULTI SERRAGE TÊTE PLATE

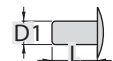







Aluminium AIMG 2,5 **RAL 9010 weiß**
Aluminium AIMG 2,5 **RAL 9010 white**
Aluminium AIMG 2,5 **RAL 9010 blanc**


Stahl verzinkt
Steel zinc plated
Acier zingué

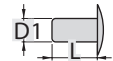





Ø 3,0 mm

D1 = 3,0 + 0,05 / - 0,13 mm
D2 = 6,0 + 0 / - 0,24 mm
k = ≤ 1,4 mm
d = 1,7 mm
P = ≥ 27,0 mm
L = + 1,0 / - 0,2 mm
 3,1 mm


	F-Max		CODE				
3,0 x 8,0 mm	11,5 mm	1,0 - 5,5 mm	79010 30803	520 N	650 N	1000	10000
3,0 x 10,0 mm	13,5 mm	2,5 - 7,0 mm	79010 30103			1000	10000
3,0 x 12,0 mm	15,5 mm	4,5 - 9,0 mm	79010 30123			1000	10000

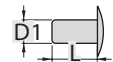





Ø 3,2 mm

D1 = 3,2 + 0,05 / - 0,13 mm
D2 = 6,0 + / - 0,24 mm
k = ≤ 1,4 mm
d = 1,78 mm
P = ≥ 27,0 mm
L = + 1,0 / - 0,2 mm
 3,3 mm

	F-Max		CODE				
3,2 x 8,0 mm	12,0 mm	1,0 - 5,0 mm	79010 32803	630 N	930 N	1000	10000
3,2 x 9,5 mm	13,5 mm	1,3 - 6,4 mm	79010 32953			1000	10000
3,2 x 10,0 mm	14,0 mm	2,5 - 7,0 mm	79010 32103			1000	10000
3,2 x 11,1 mm	15,1 mm	4,0 - 7,9 mm	79010 32113			1000	10000
3,2 x 12,0 mm	16,0 mm	4,5 - 9,0 mm	79010 32123			1000	10000
3,2 x 14,0 mm	18,0 mm	6,5 - 11,0 mm	79010 32143			1000	10000
3,2 x 16,0 mm	20,0 mm	8,5 - 13,0 mm	79010 32163			1000	10000

Ø 4,0 mm

D1 = 4,0 + 0,05 / - 0,13 mm
D2 = 8,0 + / - 0,29 mm
k = ≤ 1,7 mm
d = 2,18 mm
P = ≥ 27,0 mm
L = + 1,0 / - 0,2 mm
 4,1 mm

	F-Max		CODE				
4,0 x 8,0 mm	12,0 mm	1,0 - 5,0 mm	79010 40803	1050 N	1300 N	1000	10000
4,0 x 9,5 mm	13,5 mm	1,2 - 6,4 mm	79010 40953			1000	10000
4,0 x 10,0 mm	14,0 mm	1,5 - 6,5 mm	79010 40103			1000	10000
4,0 x 12,0 mm	16,0 mm	3,5 - 8,5 mm	79010 40123			1000	10000
4,0 x 12,7 mm	16,7 mm	4,0 - 9,5 mm	79010 40127			1000	10000
4,0 x 16,0 mm	20,0 mm	6,0 - 12,5 mm	79010 40163			500	5000
4,0 x 17,0 mm	21,0 mm	6,4 - 13,5 mm	79010 40173			500	5000
4,0 x 20,0 mm	24,0 mm	11,5 - 16,5 mm	79010 40203			500	5000

RAINBOW MULTI

MEHRBEREICHSBLINDNIETE

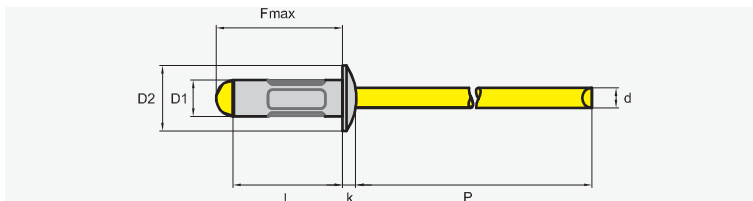
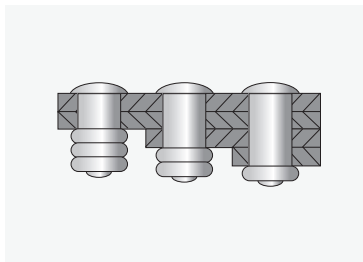
FLACHRUNDKOPF

MULTIGRIP BLIND RIVETS

DOMED HEAD

RIVETS MULTI SERRAGE

TÊTE PLATE



Aluminium AIMG 2,5 **RAL 9010 weiß**

Aluminium AIMG 2,5 **RAL 9010 white**

Aluminium AIMG 2,5 **RAL 9010 blanc**

Stahl verzinkt

Steel zinc plated

Acier zingué

Ø 4,8 mm

D1 = 4,8 + 0,05 / - 0,13 mm

D2 = 9,5 + / - 0,29 mm







k = ≤ 2,0 mm

d = 2,78 mm

P = ≥ 27,0 mm

L = + 1,0 / - 0,2 mm

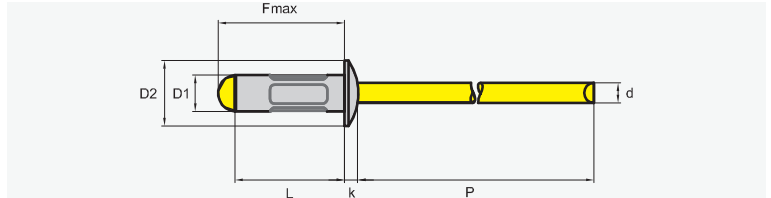
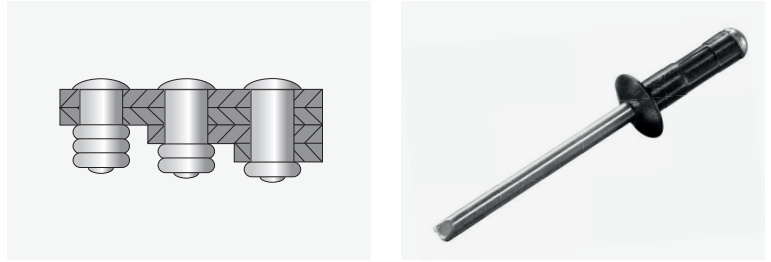
 4,9 mm

	F-Max		CODE				
4,8 x 10,0 mm	14,5 mm	1,0 - 6,0 mm	79010 48102	1400 N	2000 N	500	5000
4,8 x 10,3 mm	14,8 mm	1,6 - 6,4 mm	79010 48103			500	5000
4,8 x 15,1 mm	19,6 mm	4,8 - 11,0 mm	79010 48153			500	5000
4,8 x 17,0 mm	21,5 mm	6,4 - 12,7 mm	79010 48173			500	5000
4,8 x 18,0 mm	22,5 mm	8,0 - 14,0 mm	79010 48183			500	5000
4,8 x 20,0 mm	24,5 mm	10,0 - 16,0 mm	79010 48203			500	5000
4,8 x 24,8 mm	29,3 mm	12,7 - 21,0 mm	79010 48248			250	2500
4,8 x 30,0 mm	34,5 mm	20,0 - 25,0 mm	79010 48303			250	2500

MEHRBEREICHSBLINDNIETE FLACHRUNDKOPF

MULTIGRIP BLIND RIVETS DOMED HEAD


RIVETS MULTI SERRAGE TÊTE PLATE









Aluminium AIMG 2,5 **RAL 9005 schwarz**
Aluminium AIMG 2,5 **RAL 9005 black**
Aluminium AIMG 2,5 **RAL 9005 noir**


Stahl verzinkt
Steel zinc plated
Acier zingué

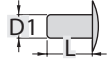





Ø 3,0 mm

D1 = 3,0 + 0,05 / - 0,13 mm
D2 = 6,0 + 0 / - 0,24 mm
k = ≤ 1,4 mm
d = 1,7 mm
P = ≥ 27,0 mm
L = + 1,0 / - 0,2 mm
 3,1 mm


	F-Max		CODE				
3,0 x 8,0 mm	11,5 mm	1,0 - 5,5 mm	79005 30803	520 N	650 N	1000	10000
3,0 x 10,0 mm	13,5 mm	2,5 - 7,0 mm	79005 30103			1000	10000
3,0 x 12,0 mm	15,5 mm	4,5 - 9,0 mm	79005 30123			1000	10000

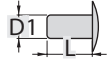





Ø 3,2 mm

D1 = 3,2 + 0,05 / - 0,13 mm
D2 = 6,0 + 0 / - 0,24 mm
k = ≤ 1,4 mm
d = 1,78 mm
P = ≥ 27,0 mm
L = + 1,0 / - 0,2 mm
 3,3 mm

	F-Max		CODE				
3,2 x 8,0 mm	12,0 mm	1,0 - 5,0 mm	79005 32803	630 N	930 N	1000	10000
3,2 x 9,5 mm	13,5 mm	1,3 - 6,4 mm	79005 32953			1000	10000
3,2 x 10,0 mm	14,0 mm	2,5 - 7,0 mm	79005 32103			1000	10000
3,2 x 11,1 mm	15,1 mm	4,0 - 7,9 mm	79005 32113			1000	10000
3,2 x 12,0 mm	16,0 mm	4,5 - 9,0 mm	79005 32123			1000	10000
3,2 x 14,0 mm	18,0 mm	6,5 - 11,0 mm	79005 32143			1000	10000
3,2 x 16,0 mm	20,0 mm	8,5 - 13,0 mm	79005 32163			1000	10000

Ø 4,0 mm

D1 = 4,0 + 0,05 / - 0,13 mm
D2 = 8,0 + 0 / - 0,29 mm
k = ≤ 1,7 mm
d = 2,18 mm
P = ≥ 27,0 mm
L = + 1,0 / - 0,2 mm
 4,1 mm

	F-Max		CODE				
4,0 x 8,0 mm	12,0 mm	1,0 - 5,0 mm	79005 40803	1050 N	1300 N	1000	10000
4,0 x 9,5 mm	13,5 mm	1,2 - 6,4 mm	79005 40953			1000	10000
4,0 x 10,0 mm	14,0 mm	1,5 - 6,5 mm	79005 40103			1000	10000
4,0 x 12,0 mm	16,0 mm	3,5 - 8,5 mm	79005 40123			1000	10000
4,0 x 12,7 mm	16,7 mm	4,0 - 9,5 mm	79005 40127			1000	10000
4,0 x 16,0 mm	20,0 mm	6,0 - 12,5 mm	79005 40163			500	5000
4,0 x 17,0 mm	21,0 mm	6,4 - 13,5 mm	79005 40173			500	5000
4,0 x 20,0 mm	24,0 mm	11,5 - 16,5 mm	79005 40203			500	5000

MEHRBEREICHSBLINDNIETE

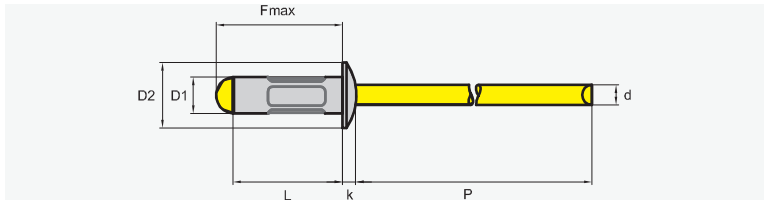
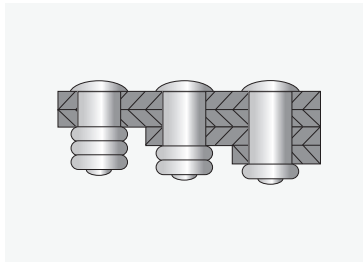
FLACHRUNDKOPF

MULTIGRIP BLIND RIVETS

DOMED HEAD

RIVETS MULTI SERRAGE

TÊTE PLATE



Aluminium AIMG 2,5 **RAL 9005 schwarz**
 Aluminium AIMG 2,5 **RAL 9005 black**
 Aluminium AIMG 2,5 **RAL 9005 noir**

Stahl verzinkt
 Steel zinc plated
 Acier zingué

Ø 4,8 mm

D1 = 4,8 + 0,05 / - 0,13 mm

D2 = 9,5 + / - 0,29 mm







k = ≤ 2,0 mm

d = 2,78 mm

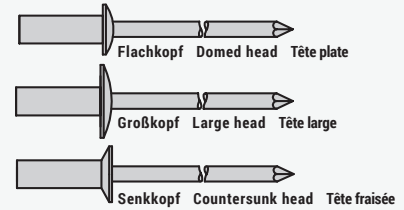
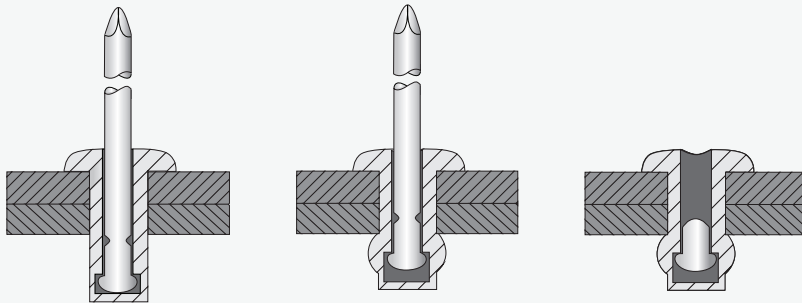
P = ≥ 27,0 mm

L = + 1,0 / - 0,2 mm

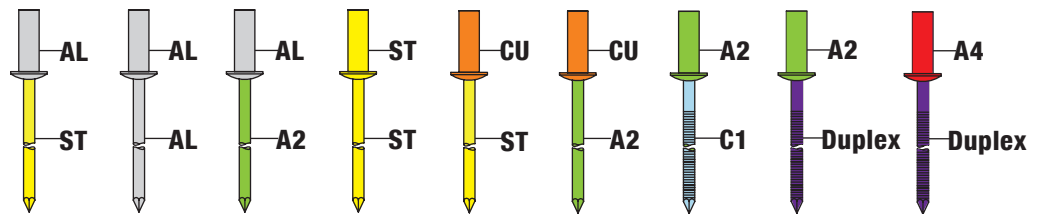
 4,9 mm

	F-Max		CODE				
4,8 x 10,0 mm	14,5 mm	1,0 - 6,0 mm	79005 48101	1400 N	2000 N	500	5000
4,8 x 10,3 mm	14,8 mm	1,6 - 6,4 mm	79005 48103			500	5000
4,8 x 15,1 mm	19,6 mm	4,8 - 11,0 mm	79005 48153			500	5000
4,8 x 17,0 mm	21,5 mm	6,4 - 12,7 mm	79005 48173			500	5000
4,8 x 18,0 mm	22,5 mm	8,0 - 14,0 mm	79005 48183			500	5000
4,8 x 20,0 mm	24,5 mm	10,0 - 16,0 mm	79005 48203			500	5000
4,8 x 24,8 mm	29,3 mm	12,7 - 21,0 mm	79005 48248			250	2500
4,8 x 30,0 mm	34,5 mm	20,0 - 25,0 mm	79005 48303			250	2500

DICHT-BECHERBLINDNIETE
SEALED BLIND RIVETS
RIVETS ÉTANCHES



Lieferbar in den folgenden Qualitäten
 Available in the following qualities
 Livrables dans les matériaux suivants



Anwendungen

- Karosseriebau
- Bauindustrie
- Behälter- und Apparatebau
- Containerbau
- Klimatechnik
- Schiffsbau und
und vieles mehr

Applications

- car body production
- construction industry
- tank construction and
apparatus engineering
- container construction
- air-conditioning
- shipbuilding
and many others

Utilisation

- industrie automobile
- industrie du bâtiment
- construction de
contenants de machines
- construction de container
- construction navale
- climatisation
et plus encore...

Eigenschaften

- luft-, staub- und wasserdicht
(bei entsprechender Lochbohrung)
- unverlierbarer Restnietdorn
- gut für die automatische
Verarbeitung geeignet
- großer Anpressdruck auf der
Fügeseite
- guter Lochlaibungseffekt

Characteristics

- airtight, dust and waterproof
(with a fitting drill hole)
- captive mandrel head
- very suitable for automatic
production
- high pressure on the join end
- good pressure on the face of the hole

Caractéristiques

- étanches à l'air et à l'eau
(lorsque le trou de perçage
correspond parfaitement)
- partie restante du mandrin
non perdable
- peuvent être utilisés sans problème
sur une chaîne de montage automatisée
- bonne tension de serrage
- bonne adaptation du rivet au
volume du trou de perçage
à remplir

DICHT-BECHERBLINDNIETE

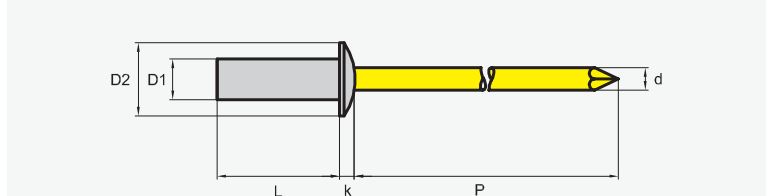

FLACHRUNDKOPF (~ DIN EN ISO 15973)

SEALED BLIND RIVETS

DOMED HEAD (~ DIN EN ISO 15973)

RIVETS ÉTANCHES

TÊTE PLATE (~ DIN EN ISO 15973)



Aluminium AIMG 5
Aluminium AIMG 5
Aluminium AIMG 5

Stahl leicht gefettet
Steel protection layer
Acier légèrement graissé

Ø 3,2 mm

D1 = 3,2 +/- 0,08 mm
D2 = 6,0 +/- 0,24 mm
k = ≤ 1,4 mm
d = 1,7 mm
P ≥ 27,0 mm
L = + 1,0 / - 0,2 mm
 3,3 mm

3,2 x 6,5 mm	0,5 - 2,0 mm	21701 32600	1050 N	1200 N	1000	10000
3,2 x 8,0 mm	2,0 - 3,5 mm	21701 32800			1000	10000
3,2 x 9,5 mm	3,5 - 5,0 mm	21701 32900			1000	10000
3,2 x 10,5 mm	5,0 - 6,5 mm	21701 32100			1000	10000
3,2 x 12,5 mm	6,5 - 8,0 mm	21701 32120			1000	10000

Ø 4,0 mm

D1 = 4,0 +/- 0,08 mm
D2 = 8,0 +/- 0,29 mm
k = ≤ 1,7 mm
d = 2,18 mm
P ≥ 27,0 mm
L = + 1,0 / - 0,2 mm
 4,1 mm

4,0 x 8,0 mm	0,5 - 3,5 mm	21701 40800	1550 N	2100 N	1000	10000
4,0 x 9,5 mm	3,5 - 4,5 mm	21701 40950			500	5000
4,0 x 11,0 mm	4,5 - 6,5 mm	21701 40110			500	5000
4,0 x 12,0 mm	6,5 - 8,0 mm	21701 40120			500	5000
4,0 x 15,0 mm	8,0 - 10,5 mm	21701 40150			500	5000

Ø 4,8 mm

D1 = 4,8 +/- 0,08 mm
D2 = 9,5 +/- 0,29 mm
k = ≤ 2,0 mm
d = 2,63 mm
P ≥ 27,0 mm
L = + 1,0 / - 0,2 mm
 4,9 mm

4,8 x 8,0 mm	1,0 - 3,0 mm	21701 48800	2100 N	3000 N	500	5000
4,8 x 9,5 mm	3,0 - 4,5 mm	21701 48950			500	5000
4,8 x 11,0 mm	4,5 - 6,0 mm	21701 48110			250	2500
4,8 x 12,5 mm	6,0 - 7,5 mm	21701 48125			250	2500
4,8 x 14,0 mm	7,5 - 9,0 mm	21701 48140			250	2500
4,8 x 16,0 mm	9,0 - 11,0 mm	21701 48160			250	2500
4,8 x 18,0 mm	11,0 - 13,0 mm	21701 48180			250	2500
4,8 x 21,0 mm	13,0 - 16,0 mm	21701 48210			250	2500
4,8 x 25,0 mm	16,0 - 20,0 mm	21701 48250	250	2500		

Ø 6,4 mm

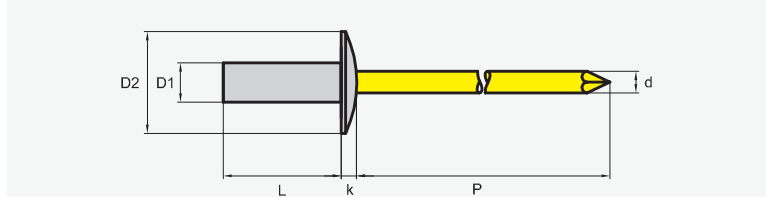

D1 = 6,4 +/- 0,11 mm
D2 = 12,7 +/- 0,35 mm
k = ≤ 2,5 mm
d = 3,7 mm
P ≥ 31,0 mm
L = + 1,0 / - 0,2 mm
 6,5 mm

6,4 x 12,5 mm	3,0 - 6,0 mm	21701 64125	3800 N	4800 N	250	2500
6,4 x 16,0 mm	6,0 - 9,0 mm	21701 64160			250	2500

DICHT-BECHERBLINDNIETE
GROSSKOPF

SEALED BLIND RIVETS
LARGE HEAD


RIVETS ÉTANCHES
TÊTE LARGE









Aluminium AIMG 5
Aluminium AIMG 5
Aluminium AIMG 5

Stahl leicht gefettet
Steel protection layer
Acier légèrement graissé

Ø 4,8 mm
D2 = 14,0 mm

D1 = 4,8 + / - 0,08 mm
D2 = 14,0 + 0 / - 0,5 mm
k = ≤ 2,5 mm
d = 2,65 mm
P = ≥ 27,0 mm
L = + 1,0 / - 0,2 mm
 4,9 mm

		CODE				
4,8 x 13,0 mm	6,5 - 8,0 mm	21911 48130	2100 N	3000 N	250	2500
4,8 x 18,0 mm	10,0 - 13,0 mm	21911 48180			250	2500

DICHT-BECHERBLINDNIETE

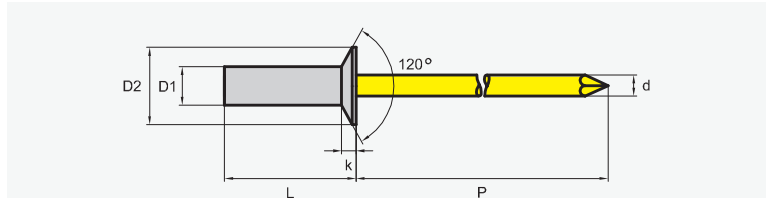
SENKKOPF 120° (~ DIN EN ISO 15974)

SEALED BLIND RIVETS

COUNTERSUNK HEAD 120° (~ DIN EN ISO 15974)

RIVETS ÉTANCHES

TÊTE FRAISÉE 120° (~ DIN EN ISO 15974)



Aluminium AIMG 5
Aluminium AIMG 5
Aluminium AIMG 5

Stahl leicht gefettet
Steel protection layer
Acier légèrement graissé

Ø 3,2 mm

D1 = 3,2 +/- 0,08 mm
D2 = 6,0 +/- 0,4 mm
k = -
d = 1,7 mm
P ≥ 27,0 mm
L = + 1,0 / - 0,2 mm
 3,3 mm

		CODE				
3,2 x 7,5 mm	1,5 - 3,0 mm	21711 32750	1050 N	1200 N		
3,2 x 9,0 mm	3,0 - 4,5 mm	21711 32900				
3,2 x 10,5 mm	4,5 - 6,0 mm	21711 32105				
3,2 x 12,0 mm	6,0 - 7,5 mm	21711 32120				
3,2 x 13,5 mm	7,9 - 9,0 mm	21711 32135				

Ø 4,0 mm

D1 = 4,0 +/- 0,08 mm
D2 = 7,5 +/- 0,5 mm
k = -
d = 2,2 mm
P ≥ 27,0 mm
L = + 1,0 / - 0,2 mm
 4,1 mm

		CODE				
4,0 x 9,5 mm	2,5 - 4,5 mm	21711 40950	1550 N	2100 N		
4,0 x 11,0 mm	4,5 - 6,5 mm	21711 40110				
4,0 x 12,5 mm	6,5 - 8,0 mm	21711 40125				
4,0 x 14,0 mm	8,0 - 9,5 mm	21711 40140				

Ø 4,8 mm

D1 = 4,8 +/- 0,08 mm
D2 = 9,5 +/- 0,5 mm
k = -
d = 2,65 mm
P ≥ 27,0 mm
L = + 1,0 / - 0,2 mm
 4,9 mm

		CODE				
4,8 x 9,5 mm	3,0 - 4,5 mm	21711 48950	2100 N	3000 N		
4,8 x 11,0 mm	4,5 - 6,0 mm	21711 48110				
4,8 x 12,5 mm	6,0 - 7,5 mm	21711 48125				
4,8 x 14,0 mm	7,5 - 9,0 mm	21711 48140				
4,8 x 15,5 mm	9,0 - 10,5 mm	21711 48155				
4,8 x 19,0 mm	10,5 - 14,0 mm	21711 48190				

DICHT-BECHERBLINDNIETE

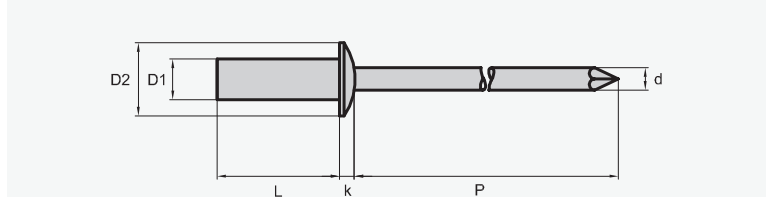

FLACHRUNDKOPF (~ DIN EN ISO 15975)

SEALED BLIND RIVETS

DOMED HEAD (~ DIN EN ISO 15975)

RIVETS ÉTANCHES


TÊTE PLATE (~ DIN EN ISO 15975)










Aluminium Al 99,5
Aluminium Al 99,5
Aluminium Al 99,5


Aluminium Legierung
Aluminium alloy
Aluminium alliage








Ø 3,2 mm

D1 = 3,2 +/- 0,08 mm
D2 = 6,0 +/- 0,24 mm
k = ≤ 1,4 mm
d = 1,8 mm
P ≥ 27,0 mm
L = + 1,0 / - 0,2 mm
 3,3 mm


						
3,2 x 6,5 mm	0,5 - 2,0 mm	21601 32650	450 N	490 N	1000	10000
3,2 x 8,0 mm	2,0 - 3,5 mm	21601 32800			1000	10000
3,2 x 9,5 mm	3,5 - 5,5 mm	21601 32950			1000	10000
3,2 x 10,7 mm	5,0 - 6,5 mm	21601 32107			1000	10000
3,2 x 12,7 mm	6,5 x 8,0 mm	21601 32127			1000	10000








Ø 4,0 mm

D1 = 4,0 +/- 0,08 mm
D2 = 8,0 +/- 0,29 mm
k = ≤ 1,7 mm
d = 2,2 mm
P ≥ 27,0 mm
L = + 1,0 / - 0,2 mm
 4,1 mm

						
4,0 x 8,0 mm	0,5 - 3,5 mm	21601 40801	580 N	820 N	500	5000
4,0 x 9,5 mm	3,5 - 5,0 mm	21601 40800			500	5000
4,0 x 12,5 mm	5,0 - 8,0 mm	21601 40120			500	5000
4,0 x 15,0 mm	8,0 - 10,5 mm	21601 40150			500	5000

Ø 4,8 mm

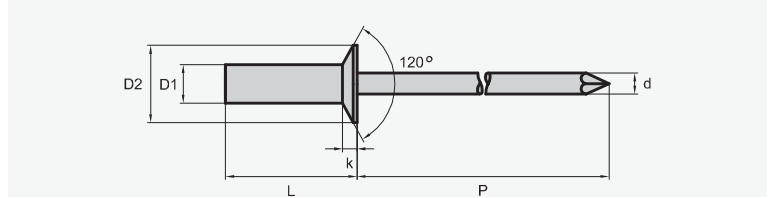

D1 = 4,8 +/- 0,08 mm
D2 = 9,5 +/- 0,29 mm
k = ≤ 2,0 mm
d = 2,65 mm
P ≥ 27,0 mm
L = + 1,0 / - 0,2 mm
 4,9 mm

						
4,8 x 8,0 mm	1,0 - 3,0 mm	21601 48802	900 N	1120 N	250	2500
4,8 x 9,5 mm	3,0 - 4,5 mm	21601 48950			250	2500
4,8 x 11,5 mm	4,5 - 6,5 mm	21601 48115			250	2500
4,8 x 14,5 mm	6,5 - 9,5 mm	21601 48140			250	2500
4,8 x 18,0 mm	9,5 - 13,0 mm	21601 48180			250	2500
4,8 x 21,0 mm	13,0 - 16,0 mm	21601 48210			250	2500
4,8 x 25,0 mm	16,0 - 20,0 mm	21601 48250			250	2500

DICHT-BECHERBLINDNIETE
SENKKOPF 120°

SEALED BLIND RIVETS
COUNTERSUNK HEAD 120°

RIVETS ÉTANCHES
TÊTE FRAISÉE 120°



Aluminium Al 99,5
Aluminium Al 99,5
Aluminium Al 99,5

Aluminium Legierung
Aluminium alloy
Aluminium alliage

Ø 3,2 mm

D1 = 3,2 + / - 0,08 mm
D2 = 6,0 + 0 / - 0,4 mm
k = -
d = 1,7 mm
P ≥ 27,0 mm
L = + 1,0 / - 0,2 mm
 3,3 mm

3,2 x 7,5 mm	1,5 - 3,5 mm	21611 32750	450 N	490 N	1000	10000
3,2 x 9,0 mm	3,5 - 4,5 mm	21611 32900				
3,2 x 10,5 mm	4,5 - 6,5 mm	21611 32105				

Ø 4,0 mm

D1 = 4,0 + / - 0,08 mm
D2 = 7,5 + 0 / - 0,5 mm
k = -
d = 2,2 mm
P ≥ 27,0 mm
L = + 1,0 / - 0,2 mm
 4,1 mm

4,0 x 9,5 mm	2,0 - 5,0 mm	21611 40950	580 N	820 N	500	5000
4,0 x 11,0 mm	5,0 - 6,5 mm	21611 40110				
4,0 x 12,5 mm	6,0 - 8,0 mm	21611 40125				

Ø 4,8 mm

D1 = 4,8 + / - 0,08 mm
D2 = 9,5 + 0 / - 0,5 mm
k = -
d = 2,65 mm
P ≥ 27,0 mm
L = + 1,0 / - 0,2 mm
 4,9 mm

4,8 x 9,5 mm	2,5 - 4,5 mm	21611 48950	900 N	1120 N	250	2500
4,8 x 11,0 mm	4,5 - 6,0 mm	21611 48110				
4,8 x 12,5 mm	6,0 - 7,5 mm	21611 48125				
4,8 x 14,0 mm	7,5 - 9,0 mm	21611 48140				
4,8 x 15,5 mm	9,0 - 10,5 mm	21611 48155				
4,8 x 17,0 mm	10,5 - 12,0 mm	21611 48170				
4,8 x 19,0 mm	12,0 - 14,0 mm	21611 48190				

DICHT-BECHERBLINDNIETE

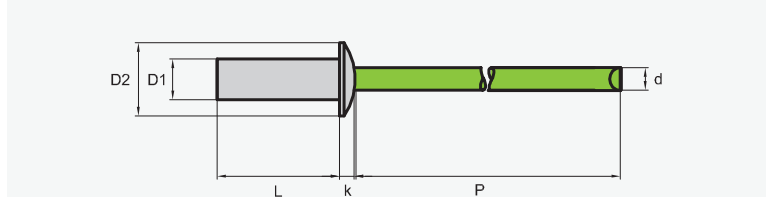
FLACHRUNDKOPF (~ DIN EN ISO 15975)

SEALED BLIND RIVETS

DOMED HEAD (~ DIN EN ISO 15975)

RIVETS ÉTANCHES

TÊTE PLATE (~ DIN EN ISO 15975)



Aluminium Legierung [AlMg 5]
Aluminium alloy [AlMg 5]
Aluminium alliage [AlMg 5]

Edelstahl A2 [1.4301]
Stainless steel A2 [AISI 304]
Acier inox A2 [1.4301]

Ø 3,2 mm

D1 = 3,2 +/- 0,08 mm
D2 = 6,0 +/- 0,24 mm
k = ≤ 1,4 mm
d = 1,7 mm
P = ≥ 27,0 mm
L = + 1,0 / - 0,2 mm
 3,3 mm

3,2 x 6,5 mm	0,5 - 2,0 mm	21201 32650	1050 N	1200 N	1000	10000
3,2 x 8,0 mm	2,0 - 3,5 mm	21201 32800				
3,2 x 9,5 mm	3,5 - 5,0 mm	21201 32950				
3,2 x 11,0 mm	5,0 - 6,5 mm	21201 32110				
3,2 x 12,5 mm	6,5 - 8,0 mm	21201 32120				

Ø 4,0 mm

D1 = 4,0 +/- 0,08 mm
D2 = 8,0 +/- 0,29 mm
k = ≤ 1,7 mm
d = 2,2 mm
P = ≥ 27,0 mm
L = + 1,0 / - 0,2 mm
 4,1 mm

4,0 x 8,0 mm	0,5 - 3,5 mm	21201 40800	1550 N	2100 N	500	5000
4,0 x 9,5 mm	3,5 - 5,0 mm	21201 40950				
4,0 x 11,0 mm	5,0 - 6,5 mm	21201 40110				
4,0 x 12,5 mm	6,5 - 8,0 mm	21201 40125				
4,0 x 14,0 mm	8,0 - 10,0 mm	21201 40140				
4,0 x 16,0 mm	10,0 - 12,0 mm	21201 40160				
4,0 x 18,0 mm	12,0 - 14,0 mm	21201 40180				

Ø 4,8 mm

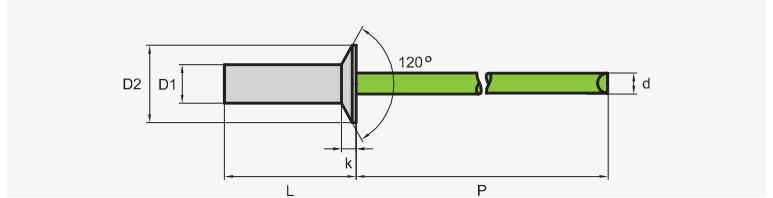

D1 = 4,8 +/- 0,08 mm
D2 = 9,5 +/- 0,29 mm
k = ≤ 2,0 mm
d = 2,65 mm
P = ≥ 27,0 mm
L = + 1,0 / - 0,2 mm
 4,9 mm

4,8 x 8,0 mm	1,0 - 3,0 mm	21601 48800	2100 N	3000 N	250	2500
4,8 x 9,5 mm	3,0 - 4,5 mm	21201 48950				
4,8 x 11,0 mm	4,5 - 6,0 mm	21201 48110				
4,8 x 12,5 mm	6,0 - 7,5 mm	21201 48125				
4,8 x 14,0 mm	7,5 - 9,0 mm	21201 48140				
4,8 x 16,0 mm	9,0 - 11,0 mm	21201 48160				
4,8 x 18,0 mm	11,0 - 13,0 mm	21201 48180				
4,8 x 21,0 mm	13,0 - 16,0 mm	21201 48210				
4,8 x 25,0 mm	16,0 - 20,0 mm	21201 48250				

DICHT-BECHERBLINDNIETE
SENKKOPF 120°

SEALED BLIND RIVETS
COUNTERSUNK HEAD 120°


RIVETS ÉTANCHES
TÊTE FRAISÉE 120°










Aluminium Legierung [AlMg 5]
Aluminium alloy [AlMg 5]
Aluminium alliage [AlMg 5]


Edelstahl A2 [1.4301]
Stainless steel A2 [AISI 304]
Acier inox A2 [1.4301]








Ø 3,2 mm

D1 = 3,2 +/- 0,08 mm
D2 = 6,0 +/- 0,4 mm
k = -
d = 1,7 mm
P ≥ 27,0 mm
L = + 1,0 / - 0,2 mm
 3,3 mm


						
3,2 x 7,5 mm	1,5 - 3,0 mm	21211 32750	1050 N	1200 N	1000	10000
3,2 x 9,0 mm	3,0 - 4,5 mm	21211 32900			1000	10000
3,2 x 10,5 mm	4,5 - 6,5 mm	21211 32105			1000	10000








Ø 4,0 mm

D1 = 4,0 +/- 0,08 mm
D2 = 7,5 +/- 0,5 mm
k = -
d = 2,2 mm
P ≥ 27,0 mm
L = + 1,0 / - 0,2 mm
 4,1 mm

						
4,0 x 9,5 mm	2,0 - 5,0 mm	21211 40950	1550 N	2100 N	500	5000
4,0 x 11,0 mm	5,0 - 6,5 mm	21211 40110			500	5000
4,0 x 12,5 mm	6,0 - 8,0 mm	21211 40125			500	5000

Ø 4,8 mm

D1 = 4,8 +/- 0,08 mm
D2 = 9,5 +/- 0,5 mm
k = -
d = 2,65 mm
P ≥ 27,0 mm
L = + 1,0 / - 0,2 mm
 4,9 mm

						
4,8 x 9,5 mm	2,5 - 4,5 mm	21211 48950	2100 N	3000 N	250	2500
4,8 x 11,0 mm	4,5 - 6,0 mm	21211 48110			250	2500
4,8 x 12,5 mm	6,0 - 7,5 mm	21211 48125			250	2500
4,8 x 14,0 mm	7,5 - 9,0 mm	21211 48140			250	2500
4,8 x 15,5 mm	9,0 - 10,5 mm	21211 48155			250	2500
4,8 x 17,0 mm	10,5 - 12,0 mm	21211 48170			250	2500
4,8 x 19,0 mm	12,0 - 14,0 mm	21211 48190			250	2500

DICHT-BECHERBLINDNIETE

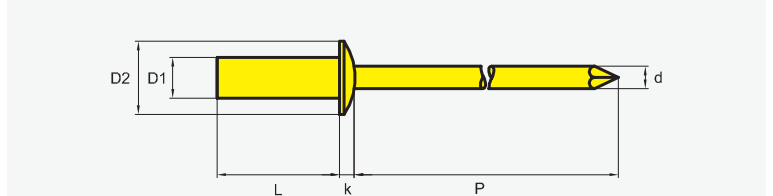

FLACHRUNDKOPF (~ DIN EN ISO 15976)

SEALED BLIND RIVETS

DOMED HEAD (~ DIN EN ISO 15976)

RIVETS ÉTANCHES


TÊTE PLATE (~ DIN EN ISO 15976)









Stahl verzinkt
Steel zinc plated
Acier zingué


Stahl verzinkt
Steel zinc plated
Acier zingué







Ø 3,2 mm

D1 = 3,2 + 0,08 / - 0,10 mm
D2 = 6,0 + / - 0,24 mm
k = 1,0 + / - 0,29 mm
d = 1,9 mm
P ≥ 27,0 mm
L = + 1,0 / - 0,2 mm
 3,3 mm


		CODE				
3,2 x 6,0 mm	0,5 - 1,5 mm	21901 32600	1600 N	2000 N	1000	10000
3,2 x 8,0 mm	1,5 - 3,0 mm	21901 32800				
3,2 x 9,5 mm	3,0 - 5,0 mm	21901 32950				
3,2 x 12,0 mm	5,0 - 6,5 mm	21901 32120				







Ø 4,0 mm

D1 = 4,0 + 0,08 / - 0,10 mm
D2 = 8,0 + / - 0,29 mm
k = 1,4 + / - 0,35 mm
d = 2,3 mm
P ≥ 27,0 mm
L = + 1,0 / - 0,2 mm
 4,1 mm

		CODE				
4,0 x 6,0 mm	0,5 - 1,5 mm	21901 40600	2100 N	2300 N	500	5000
4,0 x 8,0 mm	1,5 - 3,0 mm	21901 40800				
4,0 x 9,5 mm	3,0 - 5,0 mm	21901 40950				
4,0 x 12,0 mm	5,0 - 6,5 mm	21901 40120				
4,0 x 15,0 mm	6,5 - 10,5 mm	21901 40150				

Ø 4,8 mm

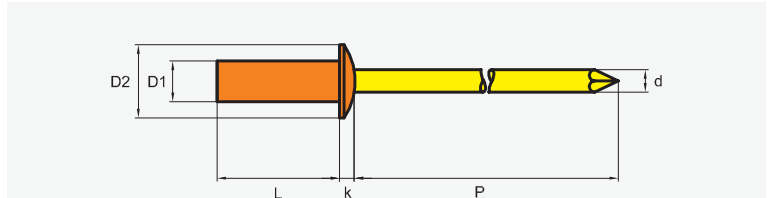
D1 = 4,8 + 0,08 / - 0,10 mm
D2 = 9,5 + / - 0,29 mm
k = 1,7 + / - 0,3 mm
d = 2,9 mm
P ≥ 27,0 mm
L = + 1,0 / - 0,2 mm
 4,9 mm

		CODE				
4,8 x 8,0 mm	0,5 - 3,0 mm	21901 48800	2600 N	3000 N	250	2500
4,8 x 9,5 mm	3,0 - 5,0 mm	21901 48950				
4,8 x 12,0 mm	5,0 - 6,5 mm	21901 48120				
4,8 x 16,0 mm	6,5 - 10,5 mm	21901 48160				

DICHT-BECHERBLINDNIETE
FLACHRUNDKOPF

SEALED BLIND RIVETS
DOMED HEAD

RIVETS ÉTANCHES
TÊTE PLATE



Kupfer Legierung
Copper alloy
Cuiver alliage

Stahl leicht gefettet
Steel with protection layer
Acier légèrement graissé

Ø 3,2 mm

D1 = 3,2 + 0,08 / - 0,10 mm
D2 = 6,0 + / - 0,24 mm
k = ≤ 1,4 mm
d = 1,7 mm
P = ≥ 27,0 mm
L = + 1,0 / - 0,2 mm
 3,3 mm

3,2 x 6,5 mm	0,5 - 2,0 mm	20002 32650	850 N	1300 N	1000	10000
3,2 x 8,0 mm	2,0 - 3,5 mm	20002 32800			1000	10000
3,2 x 9,5 mm	3,5 - 5,0 mm	20002 32950			1000	10000
3,2 x 12,5 mm	5,0 - 8,0 mm	20002 32125			1000	10000

Ø 4,0 mm

D1 = 4,0 + 0,08 / - 0,15 mm
D2 = 8,0 + / - 0,29 mm
k = ≤ 1,7 mm
d = 2,2 mm
P = ≥ 27,0 mm
L = + 1,0 / - 0,2 mm
 4,1 mm

4,0 x 8,0 mm	0,5 - 3,5 mm	20002 40800	1350 N	2000 N	500	5000
4,0 x 10,0 mm	3,5 - 5,0 mm	20002 40100			500	5000

Ø 4,8 mm

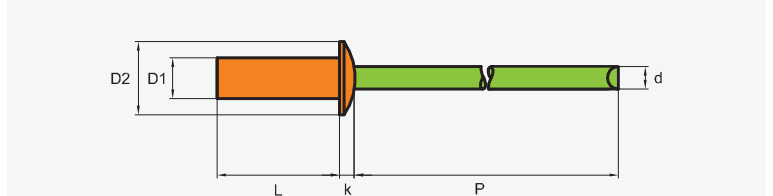

D1 = 4,8 + 0,08 / - 0,15 mm
D2 = 9,5 + / - 0,29 mm
k = ≤ 2,0 mm
d = 2,65 mm
P = ≥ 27,0 mm
L = + 1,0 / - 0,2 mm
 4,9 mm

4,8 x 9,5 mm	1,0 - 5,0 mm	20002 48950	1950 N	2800 N	250	2500
4,8 x 11,5 mm	5,0 - 6,5 mm	20002 48115			250	2500

DICHT-BECHERBLINDNIETE
FLACHRUNDKOPF

SEALED BLIND RIVETS
DOMED HEAD

RIVETS ÉTANCHES
TÊTE PLATE



Kupfer Legierung
Copper alloy
Cuiver alliage

Edelstahl A2 [1.4301]
Stainless steel A2 [AISI 304]
Acier inox A2 [1.4301]

Ø 3,2 mm

D1 = 3,2 + 0,08 / - 0,10 mm
D2 = 6,0 + / - 0,24 mm
k = ≤ 1,4 mm
d = 1,7 mm
P = ≥ 27,0 mm
L = + 1,0 / - 0,2 mm
 3,3 mm

3,2 x 6,5 mm	0,5 - 2,0 mm	20000 32650	850 N	1300 N	1000	10000
3,2 x 8,0 mm	2,0 - 3,5 mm	20000 32800			1000	10000
3,2 x 9,5 mm	3,5 - 5,0 mm	20000 32900			1000	10000
3,2 x 12,5 mm	5,0 - 8,0 mm	20000 32125			1000	10000

Ø 4,0 mm

D1 = 4,0 + 0,08 / - 0,15 mm
D2 = 8,0 + / - 0,29 mm
k = ≤ 1,7 mm
d = 2,2 mm
P = ≥ 27,0 mm
L = + 1,0 / - 0,2 mm
 4,1 mm

4,0 x 8,0 mm	0,5 - 3,5 mm	20000 40800	1350 N	2000 N	500	5000
4,0 x 10,0 mm	3,5 - 5,0 mm	20000 40100			500	5000

DICHT-BECHERBLINDNIETE

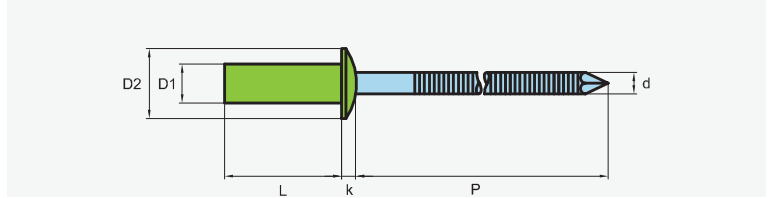

FLACHRUNDKOPF MIT GERILLTEM NIETDORN (~ DIN EN ISO 16585)

SEALED BLIND RIVETS

DOMED HEAD WITH GROOVED MANDREL (~ DIN EN ISO 16585)

RIVETS ÉTANCHES


TÊTE PLATE AVEC CLOU CANNÉLÉ (~ DIN EN ISO 16585)










Edelstahl A2 [1.4301]
Stainless steel A2 [AISI 304]
Acier inox A2 [1.4301]


Edelstahl C1 [1.4021]
Stainless steel C1 [AISI 420]
Acier inox C1 [1.4021]








Ø 3,2 mm

D1 = 3,2 + 0,08 / - 0,10 mm
D2 = 6,0 + / - 0,24 mm
k = 0,9 + / - 0,3 mm
d = 1,9 mm
P ≥ 27,0 mm
L = + 1,0 / - 0,2 mm
 3,3 mm


						
3,2 x 6,0 mm	0,5 - 1,5 mm	21801 32600	2000 N	2500 N	1000	10000
3,2 x 8,0 mm	1,5 - 3,0 mm	21801 32800			1000	10000
3,2 x 9,5 mm	3,0 - 5,0 mm	21801 32950			1000	10000
3,2 x 12,0 mm	5,0 - 7,0 mm	21801 32120			1000	10000
3,2 x 14,0 mm	7,0 - 9,0 mm	21801 32140			1000	10000
3,2 x 16,0 mm	9,0 - 11,0 mm	21801 32160			1000	10000








Ø 4,0 mm

D1 = 4,0 + 0,08 / - 0,10 mm
D2 = 8,0 + / - 0,29 mm
k = 1,3 + / - 0,3 mm
d = 2,3 mm
P ≥ 27,0 mm
L = + 1,0 / - 0,2 mm
 4,1 mm


						
4,0 x 6,0 mm	0,5 - 1,5 mm	21801 40600	3000 N	4000 N	500	5000
4,0 x 8,0 mm	1,5 - 3,0 mm	21801 40800			500	5000
4,0 x 9,5 mm	3,0 - 5,0 mm	21801 40950			500	5000
4,0 x 12,0 mm	5,0 - 6,5 mm	21801 40120			500	5000
4,0 x 16,0 mm	6,5 - 10,5 mm	21801 40160			500	5000








Ø 4,8 mm

D1 = 4,8 + 0,08 / - 0,10 mm
D2 = 9,5 + / - 0,29 mm
k = 1,6 + / - 0,3 mm
d = 2,9 mm
P ≥ 27,0 mm
L = + 1,0 / - 0,2 mm
 4,9 mm

						
4,8 x 8,0 mm	1,0 - 3,0 mm	21801 48800	4500 N	5500 N	250	2500
4,8 x 9,5 mm	3,0 - 5,0 mm	21801 48950			250	2500
4,8 x 12,0 mm	5,0 - 6,5 mm	21801 48120			250	2500
4,8 x 16,0 mm	6,5 - 10,5 mm	21801 48160			250	2500
4,8 x 20,0 mm	10,5 - 14,0 mm	21801 48200			250	2500

Ø 6,4 mm

D1 = 6,4 + 0,08 / - 0,15 mm
D2 = 12,7 + / - 0,35 mm
k = 2,1 + / - 0,3 mm
d = 3,9 mm
P ≥ 31,0 mm
L = + 1,0 / - 0,2 mm
 6,5 mm

						
6,4 x 14,2 mm	1,5 - 5,0 mm	21801 64142	6800 N	8700 N	250	2500
6,4 x 15,5 mm	5,0 - 7,9 mm	21801 64155			250	2500
6,4 x 20,0 mm	7,9 - 12,8 mm	21801 64200			250	2500

DICHT-BECHERBLINDNIETE

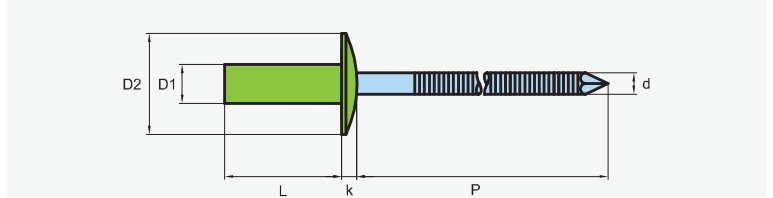
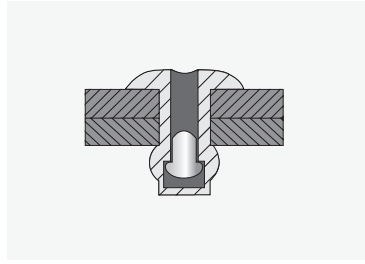
GROSSKOPF MIT GERILLTEM NIETDORN

SEALED BLIND RIVETS

LARGE HEAD WITH GROOVED MANDREL

RIVETS ÉTANCHES

TÊTE LARGE AVEC CLOU CANNELÉ



Edelstahl A2 [1.4301]
Stainless steel A2 [AISI 304]
Acier inox A2 [1.4301]

Edelstahl C1 [1.4021]
Stainless steel C1 [AISI 420]
Acier inox C1 [1.4021]

Ø 3,2 mm

D2 = 10,0 mm

D1 = 3,2 + 0,08 / - 0,10 mm

D2 = 10,0 + / - 0,29 mm








k = - 0,9 + / - 0,3 mm

d = 1,9 mm

P ≥ 27,0 mm

L = + 1,0 / - 0,2 mm

 3,3 mm

						
3,2 x 6,0 mm	0,5 - 1,5 mm	21811 32600	2000 N	2500 N	1000	10000
3,2 x 8,0 mm	1,5 - 3,0 mm	21811 32800				
3,2 x 10,0 mm	3,0 - 5,0 mm	21811 32100				
3,2 x 12,0 mm	5,0 - 6,5 mm	21811 32120				

Ø 4,0 mm

D2 = 12,0 mm

D1 = 4,0 + 0,08 / - 0,10 mm

D2 = 12,0 + / - 0,35 mm








k = - 1,1 + / - 0,3 mm

d = 2,3 mm

P ≥ 27,0 mm

L = + 1,0 / - 0,2 mm

 4,1 mm

						
4,0 x 6,0 mm	0,5 - 1,5 mm	21811 40600	3000 N	4000 N	500	5000
4,0 x 8,0 mm	1,5 - 3,0 mm	21811 40800				
4,0 x 10,0 mm	3,0 - 5,0 mm	21811 40100				
4,0 x 12,0 mm	5,0 - 6,5 mm	21811 40120				
4,0 x 16,0 mm	6,5 - 10,5 mm	21811 40160				

Ø 4,8 mm

D2 = 14,0 mm

D1 = 4,8 + 0,08 / - 0,10 mm

D2 = 14,0 + / - 0,35 mm








k = - 1,3 + / - 0,3 mm

d = 2,9 mm

P ≥ 27,0 mm

L = + 1,0 / - 0,2 mm

 4,9 mm

						
4,8 x 8,0 mm	0,5 - 3,0 mm	21811 48800	4500 N	5500 N	250	2500
4,8 x 10,0 mm	3,0 - 5,0 mm	21811 48100				
4,8 x 12,0 mm	5,0 - 6,5 mm	21811 48120				
4,8 x 16,0 mm	6,5 - 10,5 mm	21811 48160				
4,8 x 20,0 mm	10,5 - 14,0 mm	21811 48200				

DICHT-BECHERBLINDNIETE

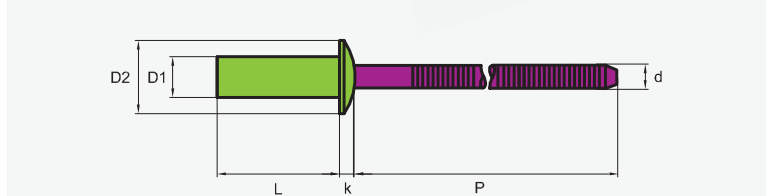

FLACHRUNDKOPF MIT GERILLEM NIETDORN

SEALED BLIND RIVETS

DOMED HEAD WITH GROOVED MANDREL

RIVETS ÉTANCHES


TÊTE PLATE AVEC CLOU CANNÉLÉ










Edelstahl A2 [1.4301]
Stainless steel A2 [AISI 304]
Acier inox A2 [1.4301]


Duplex [1.4462]
Duplex [AISI 318 LN]
Duplex [1.4462]








Ø 3,2 mm

D1 = 3,28 + 0 / - 0,03 mm
D2 = 6,0 + 0,24 / - 0 mm
k = 0,9 + / - 0,3 mm
d = 1,9 mm
P ≥ 27,0 mm
L = + 1,0 / - 0,2 mm
 3,3 mm


						
3,2 x 6,0 mm	0,5 - 1,5 mm	21301 32600	2000 N	2500 N	1000	10000
3,2 x 8,0 mm	1,5 - 3,0 mm	21301 32800			1000	10000
3,2 x 9,5 mm	3,0 - 5,0 mm	21301 32950			1000	10000








Ø 4,0 mm

D1 = 4,08 + 0 / - 0,03 mm
D2 = 8,0 + 0,29 / - 0 mm
k = 1,3 + / - 0,3 mm
d = 2,3 mm
P ≥ 27,0 mm
L = + 1,0 / - 0,2 mm
 4,1 mm

						
4,0 x 6,0 mm	0,5 - 1,5 mm	21301 40600	3000 N	4000 N	500	5000
4,0 x 8,0 mm	1,5 - 3,0 mm	21301 40800			500	5000
4,0 x 9,5 mm	3,0 - 5,0 mm	21301 40950			500	5000
4,0 x 12,0 mm	5,0 - 6,5 mm	21301 40120			500	5000
4,0 x 16,0 mm	6,5 - 10,5 mm	21301 40160			500	5000

Ø 4,8 mm

D1 = 4,88 + 0 / - 0,03 mm
D2 = 9,5 + 0,29 / - 0 mm
k = 1,6 + / - 0,3 mm
d = 2,9 mm
P ≥ 27,0 mm
L = + 1,0 / - 0,2 mm
 4,9 mm

						
4,8 x 8,0 mm	1,0 - 3,0 mm	21301 48800	4500 N	5500 N	250	2500
4,8 x 9,5 mm	3,0 - 5,0 mm	21301 48950			250	2500
4,8 x 12,0 mm	5,5 - 6,5 mm	21301 48120			250	2500
4,8 x 16,0 mm	6,5 - 10,5 mm	21301 48160			250	2500
4,8 x 20,0 mm	10,5 - 14,0 mm	21301 48200			250	2500

DICHT-BECHERBLINDNIETE

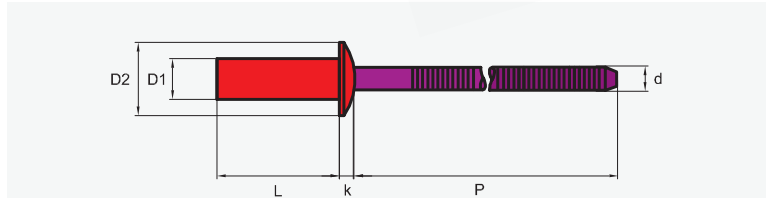
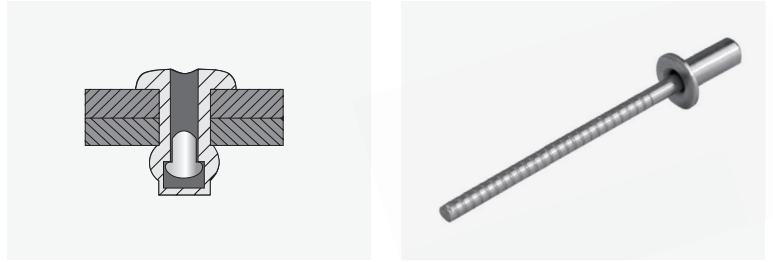
FLACHRUNDKOPF MIT GERILLTEM NIETDORN

SEALED BLIND RIVETS

DOMED HEAD WITH GROOVED MANDREL

RIVETS ÉTANCHES


TÊTE PLATE AVEC CLOU CANNÉLÉ










Edelstahl A4 [1.4401]
Stainless steel A4 [AISI 316]
Acier inox A4 [1.4401]


Duplex [1.4462]
Duplex [AISI 318 LN]
Duplex [1.4462]








Ø 3,2 mm

D1 = 3,28 + 0 / - 0,03 mm
D2 = 6,0 + 0,24 / - 0 mm
k = 0,9 + / - 0,3 mm
d = 1,9 mm
P ≥ 27,0 mm
L = + 1,0 / - 0,2 mm
 3,3 mm


						
3,2 x 6,0 mm	0,5 - 1,5 mm	21501 32600	2000 N	2500 N	1000	10000
3,2 x 8,0 mm	1,5 - 3,0 mm	21501 32800			1000	10000
3,2 x 9,5 mm	3,0 - 5,0 mm	21501 32950			1000	10000








Ø 4,0 mm

D1 = 4,08 + 0 / - 0,03 mm
D2 = 8,0 + 0,29 / - 0 mm
k = 1,3 + / - 0,3 mm
d = 2,3 mm
P ≥ 27,0 mm
L = + 1,0 / - 0,2 mm
 4,1 mm

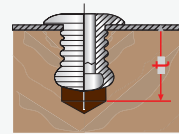
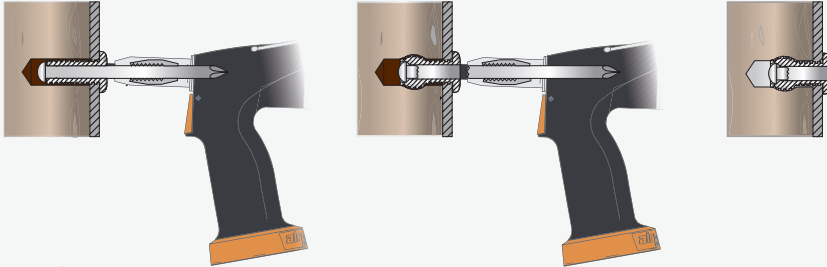
						
4,0 x 6,0 mm	0,5 - 1,5 mm	21501 40600	3000 N	4000 N	500	5000
4,0 x 8,0 mm	1,5 - 3,0 mm	21501 40800			500	5000
4,0 x 9,5 mm	3,0 - 5,0 mm	21501 40950			500	5000
4,0 x 12,0 mm	5,0 - 6,5 mm	21501 40120			500	5000
4,0 x 16,0 mm	6,5 - 10,5 mm	21501 40160			500	5000

Ø 4,8 mm

D1 = 4,88 + 0 / - 0,03 mm
D2 = 9,5 + 0,29 / - 0 mm
k = 1,6 + / - 0,3 mm
d = 2,9 mm
P ≥ 27,0 mm
L = + 1,0 / - 0,2 mm
 4,9 mm

						
4,8 x 8,0 mm	1,0 - 3,0 mm	21501 48800	4500 N	5500 N	250	2500
4,8 x 9,5 mm	3,0 - 5,0 mm	21501 48950			250	2500
4,8 x 12,0 mm	5,5 - 6,5 mm	21501 48120			250	2500
4,8 x 16,0 mm	6,5 - 10,5 mm	21501 48160			250	2500
4,8 x 20,0 mm	10,5 - 14,0 mm	21501 48200			250	2500

GERILLTE BLINDNIETE GROOVED BLIND RIVETS RIVETS CANNELÉS



Lieferbar in den folgenden Qualitäten

Available in the following qualities

Livrables dans les matériaux suivants



Anwendungen

- Möbelindustrie
- Innenausbau (Verkleidung)
- Holz- und Kunststoffverarbeitende Industrie
- Karosseriebau und vieles mehr

Wichtig!

- Ermittlung des optimalen Bohrl Lochdurchmessers durch Versuche
- Mindestbohrlochtiefe (t) beachten

Wir beraten Sie gerne!

Eigenschaften

- zur Vernietung in Sacklöchern
- für weiche metallische und nicht metallische Werkstoffe (z.B. Holz, Kunststoff usw.)
- feste Verbindung

Applications

- furniture industry
- completion of the interior (panelling)
- wood and plastic working industry
- car body production and many others

Important!

- Determination of the optimum drilling capacity by trial
- Pay attention to the minimum depth (t) of the drilling hole

We shall be pleased to advise you!

Characteristics

- for riveting in blind/pocket holes
- for soft metallic and nonmetallic materials (e.g. wood, plastic etc.)
- strong connection

Utilisation

- industrie du meuble
- revêtement (aménagement intérieur)
- industrie de transformation du bois et des matières plastiques
- construction carrosserie et plus encore

Important !

- En pratiquant divers essais, vous pourrez déterminer le diamètre du trou à percer.
- faire attention à la profondeur minimale du trou à percer (t).

Nous sommes là pour vous conseiller.

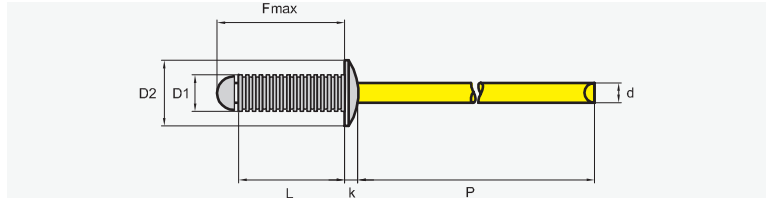
Caractéristiques

- pour application sur trous borgnes
- pour des matériaux métalliques tendres et matériaux non métalliques (bois, plastiques etc....)
- une fixation très solide

GERILLTE BLINDNIETE FLACHRUNDKOPF

GROOVED BLIND RIVETS DOMED HEAD


RIVETS CANNELÉS TÊTE PLATE



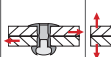





Aluminium AIMG 2,5
Aluminium AIMG 2,5
Aluminium AIMG 2,5


Stahl verzinkt
Steel zinc plated
Acier zingué



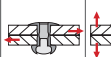



Ø 3,2 mm

D1 = 3,2 + 0,35 / - 0 mm
D2 = 6,0 +/- 0,24 mm
k = ≤ 1,4 mm
d = 1,8 mm
P = ≥ 27,0 mm
L = + 1,0 / - 0,2 mm
 3,4 mm


	F-Max		CODE				
3,2 x 10,0 mm	14,0 mm	max. 6,0 mm	70702 32100	525 N	930 N	1000	10000
3,2 x 14,0 mm	18,0 mm	max. 10,0 mm	70702 32140			1000	10000



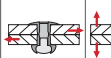



Ø 4,0 mm

D1 = 4,0 + 0,35 / - 0 mm
D2 = 8,0 +/- 0,29 mm
k = ≤ 1,7 mm
d = 2,2 mm
P = ≥ 27,0 mm
L = + 1,0 / - 0,2 mm
 4,3 mm

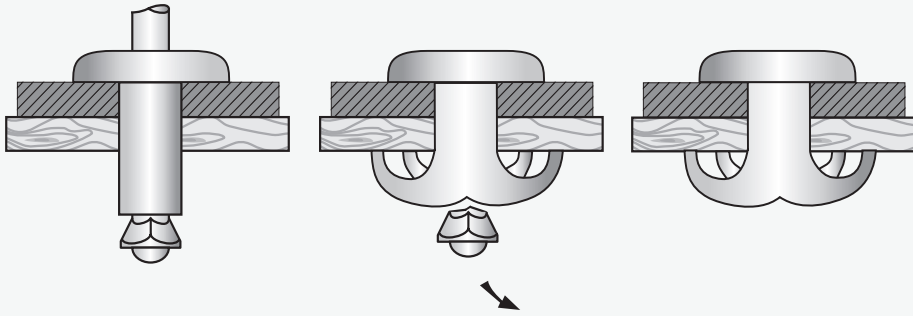
	F-Max		CODE				
4,0 x 8,0 mm	12,0 mm	max. 4,0 mm	70702 40800	885 N	1410 N	1000	10000
4,0 x 10,0 mm	14,0 mm	max. 6,0 mm	70702 40100			1000	10000
4,0 x 12,0 mm	16,0 mm	max. 8,0 mm	70702 40120			1000	10000
4,0 x 14,0 mm	18,0 mm	max. 10,0 mm	70702 40140			500	5000
4,0 x 16,0 mm	20,0 mm	max. 12,0 mm	70702 40160			500	5000

Ø 4,8 mm

D1 = 4,8 + 0,35 / - 0 mm
D2 = 9,5 +/- 0,29 mm
k = ≤ 2,0 mm
d = 2,65 mm
P = ≥ 27,0 mm
L = + 1,0 / - 0,2 mm
 5,1 mm

	F-Max		CODE				
4,8 x 8,0 mm	12,5 mm	max. 4,0 mm	70702 48800	1185 N	1575 N	500	5000
4,8 x 10,0 mm	14,5 mm	max. 6,0 mm	70702 48100			500	5000
4,8 x 12,0 mm	16,5 mm	max. 8,0 mm	70702 48120			500	5000
4,8 x 14,0 mm	18,5 mm	max. 10,0 mm	70702 48140			500	5000
4,8 x 16,0 mm	20,5 mm	max. 12,0 mm	70702 48160			500	5000
4,8 x 18,0 mm	22,5 mm	max. 14,0 mm	70702 48180			500	5000
4,8 x 20,0 mm	24,5 mm	max. 16,0 mm	70702 48200			500	5000
4,8 x 25,0 mm	29,5 mm	max. 21,0 mm	70702 48250			500	5000
4,8 x 30,0 mm	34,5 mm	max. 26,0 mm	70702 48300			250	2500

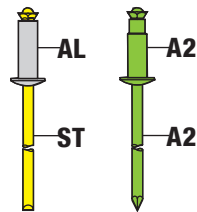
SPREIZBLINDNIETE PEEL BLIND RIVETS RIVETS ÉCLATÉS



Lieferbar in den folgenden Qualitäten

Available in the following qualities

Livrables dans les matériaux suivants



Anwendungen

- Kunststoffmontage
- Holzelementmontage
- Wohnwagenbau
- Verkleidungsbefestigung und vieles mehr

Applications

- mounting of plastic elements
- mounting of wooden elements
- construction of mobile homes
- fixing of panelling and many others

Utilisation

- montage de plastiques
- montage d'éléments en bois
- construction de caravanes
- fixation de revêtements et plus encore

Eigenschaften

- nach dem Setzvorgang erhält man einen Schließkopf mit großem Durchmesser
- nach dem Setzvorgang kann der Dornkopf in dem Nietkörper verbleiben oder herausfallen
- besonders für Verbindungen mit Holz, Hartfaser, Fiberglas, Gipsplatten oder ähnlichem geeignet
- relativ weiche oder poröse Bauteile können mit hoher Klemmkraft miteinander verbunden werden

Characteristics

- fixing the rivet creates a closing head with a large diameter
- after setting the mandrel head might remain within the rivet body or might drop out
- especially suitable for connections with wood, hardboard, fibreglass, plasterboard or similar
- relatively soft or porous materials can be joined together with high tensile forces

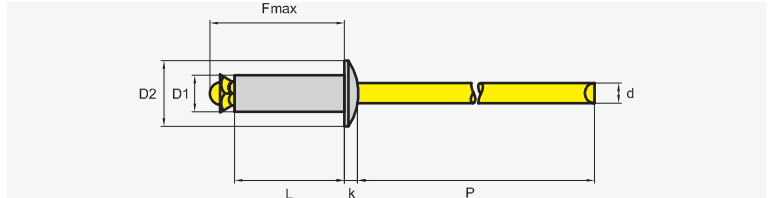
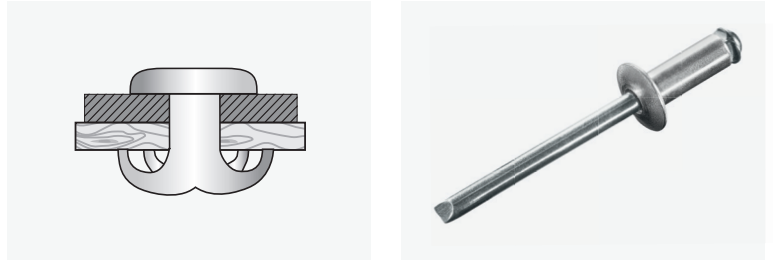
Caractéristiques

- après la pose on obtient une tête de grand diamètre
- après la pose du rivet, la tige peut tomber ou rester dans le corps du rivet
- particulièrement étudiés pour les fixations sur du bois, des fibres de verre, des panneaux en fibre dure et en placoplâtre
- vous pouvez fixer des parties de construction relativement tendres et poreuses tout en ayant une bonne tenue au niveau de la fixation

SPREIZBLINDNIETE FLACHRUNDKOPF

PEEL BLIND RIVETS DOMED HEAD

RIVETS ÉCLATÉS TÊTE PLATE



Aluminium AIMG 5
Aluminium AIMG 5
Aluminium AIMG 5

Stahl verzinkt
Steel zinc plated
Acier zingué

Ø 3,2 mm

D1 = 3,2 + / - 0,08 mm
D2 = 6,0 + / - 0,24 mm
k = 0,8 + 0,2 / - 0 mm
d = 1,9 mm
P = ≥ 27,0 mm
L = + 1,0 / - 0,2 mm

3,5 - 3,7 mm

	F-Max		CODE					
	3,2 x 8,0 mm	12,0 mm	0,5 - 1,0 mm	70883 20800	765 N	700 N	1000	10000
	3,2 x 10,0 mm	14,0 mm	1,0 - 3,0 mm	70883 21000			1000	10000
	3,2 x 12,0 mm	16,0 mm	3,0 - 5,0 mm	70883 21200			1000	10000
	3,2 x 16,0 mm	20,0 mm	7,0 - 9,0 mm	70883 21600			1000	10000

Ø 4,0 mm

D1 = 4,0 + 0,8 / - 0,15 mm
D2 = 8,0 + 0 / - 0,3 mm
k = 1,2 + / - 0,2 mm
d = 2,3 mm
P = ≥ 27,0 mm
L = + 1,0 / - 0,2 mm

4,3 - 4,5 mm

	F-Max		CODE					
	4,0 x 10,0 mm	14,0 mm	1,5 - 5,0 mm	70884 01000	1260 N	1150 N	1000	10000
	4,0 x 12,0 mm	16,0 mm	4,0 - 6,5 mm	70884 01200			1000	10000
	4,0 x 14,0 mm	18,0 mm	6,0 - 9,0 mm	70884 01400			500	5000
	4,0 x 16,0 mm	20,0 mm	8,0 - 11,0 mm	70884 01600			500	5000
	4,0 x 18,0 mm	22,0 mm	10,0 - 13,0 mm	70884 01800			500	5000
	4,0 x 20,0 mm	24,0 mm	12,0 - 15,0 mm	70884 02000			500	5000
	4,0 x 25,0 mm	29,0 mm	15,0 - 20,0 mm	70884 02500			500	5000
	4,0 x 30,0 mm	34,0 mm	20,0 - 25,0 mm	70884 03000			500	5000

Ø 4,8 mm

D1 = 4,8 + 0,08 / - 0,15 mm
D2 = 9,5 + / - 0,3 mm
k = 1,3 + / - 0,2 mm
d = 2,6 mm
P = ≥ 27,0 mm
L = + 1,0 / - 0,2 mm

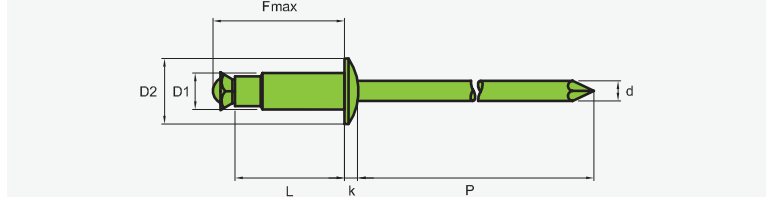
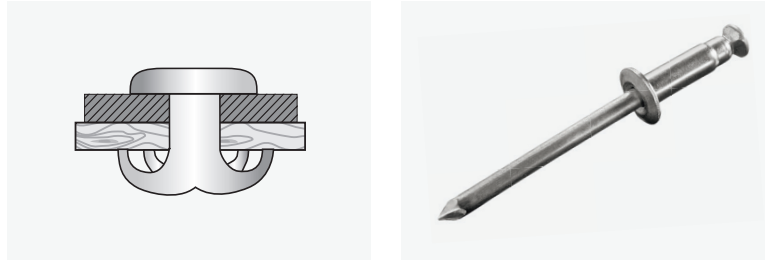
5,1 - 5,3 mm

	F-Max		CODE					
	4,8 x 10,0 mm	14,5 mm	0,5 - 4,0 mm	70884 81000	2000 N	1720 N	500	5000
	4,8 x 14,0 mm	18,5 mm	4,0 - 8,0 mm	70884 81400			500	5000
	4,8 x 18,0 mm	22,5 mm	8,0 - 12,0 mm	70884 81800			500	5000
	4,8 x 22,0 mm	26,5 mm	12,0 - 16,0 mm	70884 82200			500	5000
	4,8 x 25,0 mm	29,5 mm	16,0 - 19,0 mm	70884 82500			500	5000
	4,8 x 30,0 mm	34,5 mm	19,0 - 24,0 mm	70884 83000			250	2500
	4,8 x 35,0 mm	39,5 mm	24,0 - 29,0 mm	70884 83500			250	2500
	4,8 x 40,0 mm	44,5 mm	29,0 - 34,0 mm	70884 84000			250	2500
	4,8 x 45,0 mm	49,5 mm	34,0 - 39,0 mm	70884 84500			250	2500
	4,8 x 50,0 mm	54,5 mm	39,0 - 44,0 mm	70884 85000			250	2500

SPREIZBLINDNIETE FLACHRUNDKOPF

PEEL BLIND RIVETS DOMED HEAD

RIVETS ÉCLATÉS TÊTE PLATE

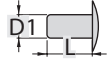







Edelstahl A2 [1.4301]
Stainless steel A2 [AISI 304]
Acier inox A2 [1.4301]

Edelstahl A2 [1.4301]
Stainless steel A2 [AISI 304]
Acier inox A2 [1.4301]

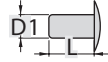





Ø 4,0 mm

D1 = 4,0 + 0,08 / - 0,15 mm
D2 = 8,4 + 0 / - 0,15 mm
k = 1,5 + / - 0,2 mm
d = 2,55 mm
P = ≥ 27,0 mm
L = + 1,0 / - 0,2 mm
→ 4,8 - 4,9 mm

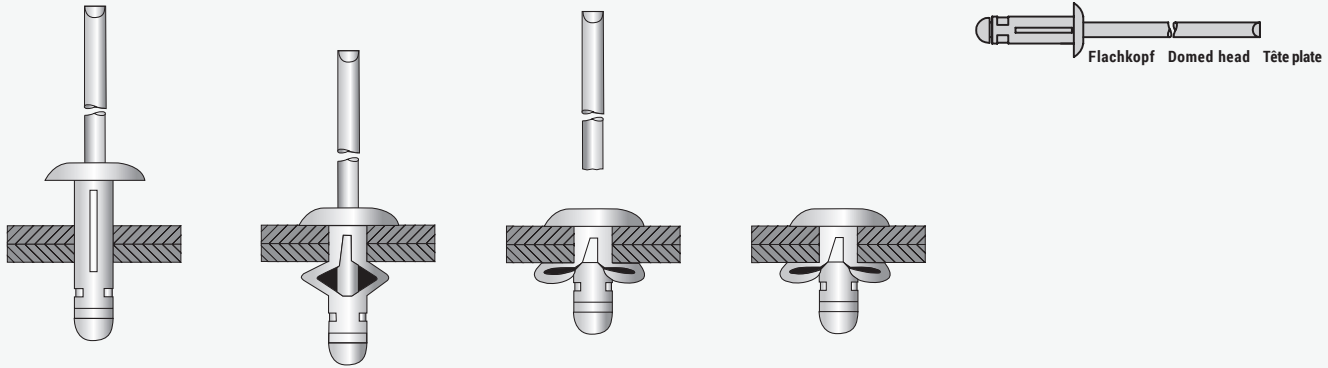
	F-Max		CODE				
4,0 x 10,0 mm	14,0 mm	2,0 - 5,0 mm	70894 01000	3000 N	1000 N	500	5000
4,0 x 13,0 mm	17,0 mm	5,0 - 8,0 mm	70894 01300				
4,0 x 16,0 mm	20,0 mm	8,0 - 11,0 mm	70894 01600				

Ø 4,8 mm

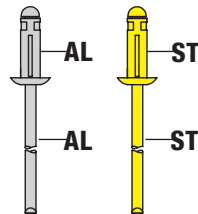
D1 = 4,8 + 0,08 / - 0,15 mm
D2 = 9,5 + 0,6 / - 1,2 mm
k = 1,8 + / - 0,2 mm
d = 3,0 mm
P = ≥ 27,0 mm
L = + 1,0 / - 0,2 mm
→ 5,8 - 6,0 mm

	F-Max		CODE				
4,8 x 12,0 mm	18,0 mm	3,0 - 6,0 mm	70894 81200	4500 N	1000 N	500	5000
4,8 x 14,0 mm	20,0 mm	5,0 - 8,0 mm	70894 81400				
4,8 x 16,0 mm	22,0 mm	7,0 - 10,0 mm	70894 81600				

PRESSLASCHENBLINDNIETE (LEICHTBAU)
TRIPLE CLAW BLIND RIVETS (LIGHT WEIGHT CONSTRUCTION)
RIVETS TRIPLE (CONSTRUCTION LÉGÈRE)



Lieferbar in den folgenden Qualitäten
 Available in the following qualities
 Livrables dans les matériaux suivants



Anwendungen

- Kunststofftechnik
- Gipsplatten
- Holzverbindung und vieles mehr

Applications

- plastic materials
- plasterboard
- joining wood and many others

Utilisation

- transformation des matières plastiques
- plaques placoplâtre
- fixations sur bois et plus encore

Eigenschaften

- die Niete spreizt sich in drei Teile
- besonders geeignet für weiches und brüchiges Material
- ausgelegt für große Lochtoleranzen auf der Schließkopfseite
- geeignet für leichte Verbindungen
- weites Klemmlängenspektrum

Characteristics

- the rivet body splits up into 3 parts
- especially suitable for soft or brittle material
- fits even great hole tolerances at the riveting side
- suitable for light connections
- variable grip length

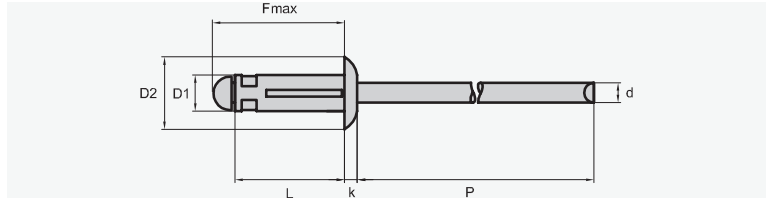

Caractéristiques

- le rivet éclate en 3 parties et prend une forme trilobée
- particulièrement bien conçus pour les matériaux tendres ou fragiles
- permet une plus grande tolérance au niveau de la dimension du trou de perçage
- bien adaptés pour des fixations très légères
- plage de sertissage: large spectre

PRESSLASCHENBLINDNIETE (LEICHTBAU)
FLACHRUNDKOPF

TRIPLE CLAW BLIND RIVETS (LIGHT WEIGHT CONSTRUCTION)
DOMED HEAD

RIVETS TRIPLE (CONSTRUCTION LÉGÈRE)
TÊTE PLATE



Aluminium AIMG 3 / 3,5 (5154)
Aluminium AIMG 3 / 3,5 (5154)
Aluminium AIMG 3 / 3,5 (5154)

Aluminium AIMG 5 (5056)
Aluminium AIMG 5 (5056)
Aluminium AIMG 5 (5056)

Ø 4,0 mm

D1 = 4,0 + / - 0,10 mm
D2 = 8,0 + / - 0,29 mm
k = ≤ 1,7 mm
d = 2,5 mm
P = ≥ 27,0 mm
L = + 0,99 / - 0,2 mm

4,2 mm (max. 4,4 mm)

	F-Max		CODE				
4,0 x 13,6 mm	17,6 mm	1,0 - 3,0 mm	70994 01360	500 N	800 N	500	5000
4,0 x 18,8 mm	22,8 mm	3,0 - 7,0 mm	70994 01808			500	5000
4,0 x 21,0 mm	25,0 mm	5,0 - 9,0 mm	70994 02105			500	5000

Ø 4,8 mm

D1 = 4,8 + / - 0,10 mm
D2 = 9,6 + / - 0,29 mm
k = ≤ 2,0 mm
d = 2,9 mm
P = ≥ 27,0 mm
L = + 0,99 / - 0,2 mm

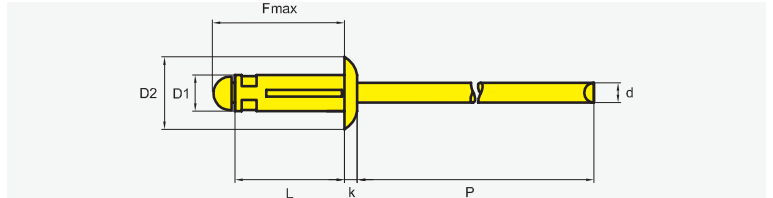

5,0 mm (max. 5,2 mm)

	F-Max		CODE				
4,8 x 15,3 mm	19,8 mm	1,0 - 3,0 mm	70994 81530	800 N	1100 N	500	5000
4,8 x 20,5 mm	25,0 mm	3,0 - 9,0 mm	70994 82050			500	5000
4,8 x 24,5 mm	29,0 mm	5,0 - 12,0 mm	70994 82450			500	5000

PRESSLASCHENBLINDNIETE (LEICHTBAU) FLACHRUNDKOPF

TRIPLE CLAW BLIND RIVETS (LIGHT WEIGHT CONSTRUCTION) DOMED HEAD

RIVETS TRIPLE (CONSTRUCTION LÉGÈRE) TÊTE PLATE



Stahl verzinkt
Steel zinc plated
Acier zingué

Stahl verzinkt
Steel zinc plated
Acier zingué

Ø 4,0 mm

D1 = 4,0 + / - 0,10 mm
D2 = 8,0 + / - 0,29 mm
k = ≤ 1,7 mm
d = 2,5 mm
P = ≥ 27,0 mm
L = + 0,99 / - 0,2 mm

4,2 mm (max. 4,4 mm)

	F-Max						
4,0 x 16,4 mm	20,4 mm	2,0 - 5,0 mm	70884 01640	1100 N	1550 N	500	5000

Ø 4,8 mm

D1 = 4,8 + / - 0,10 mm
D2 = 9,6 + / - 0,29 mm
k = ≤ 2,0 mm
d = 2,9 mm
P = ≥ 27,0 mm
L = + 0,99 / - 0,2 mm

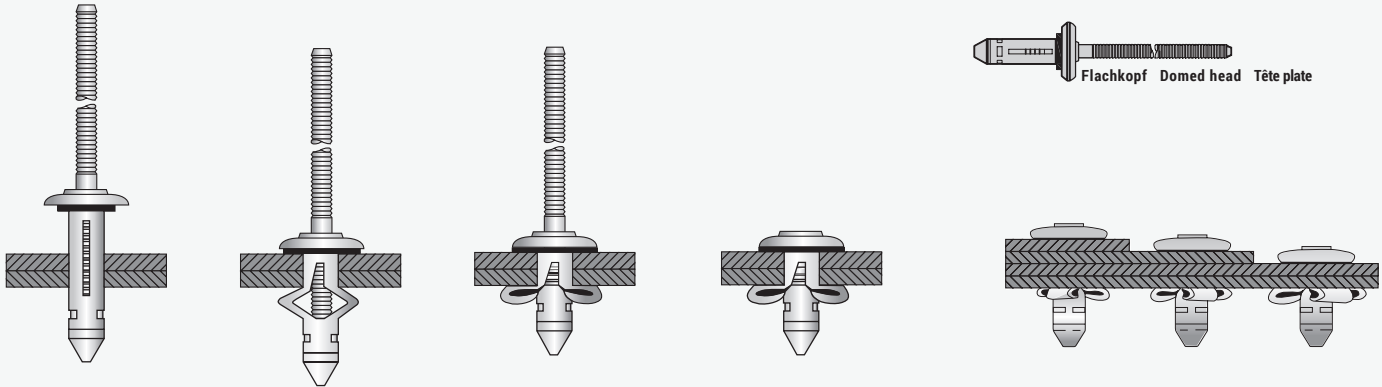
5,0 mm (max. 5,2 mm)

	F-Max						
4,8 x 17,2 mm	21,7 mm	2,0 - 6,0 mm	70884 81720	1750 N	2100 N	500	5000
4,8 x 19,5 mm	24,0 mm	3,0 - 8,0 mm	70884 81950				

PRESSLASCHENBLINDNIETE (KONSTRUKTIONSBAU)

TRIPLE CLAW BLIND RIVETS (CONSTRUCTION)

RIVETS TRIPLE (ENGINEERING)



Lieferbar in den folgenden Qualitäten

Available in the following qualities

Livrables dans les matériaux suivants



Anwendungen

- Bausektor
- Dach- und Fassadenblech Befestigung
- Stahlbau und vieles mehr

Applications

- building industry
- fastening of roofing sheets and cladding panels
- steel engineering and many others

Utilisation

- secteur du bâtiment
- fixation de tôles de toit et de façade
- construction métallique et plus encore...

Eigenschaften

- Restnietdorn wird mechanisch verriegelt
- bei entsprechender Bohrung spritzwasserdicht
- eine zusätzliche Neopren-Scheibe unter dem Setzkopf verhindert das Eindringen von Wasser an der Nietstelle
- große, laschenförmige Schließkopfauflage
- starke Klemmwirkung

Characteristics

- remainder of mandrel is mechanically locked
- splash proof with fitting drill hole
- an additional neoprene-washer under the rivet head stops water from entering
- large, expanding closing head
- high clamping capacity


Caractéristiques

- la tête de la tige est enfermée mécaniquement dans le corps du rivet
- en respectant le trou de perçage préconisé, le rivet sera étanche à l'eau
- une rondelle d'étanchéité en néoprène sous la tête du rivet garantit une parfaite étanchéité à l'eau
- grande surface de fermeture en forme de languette
- serrage très effectif

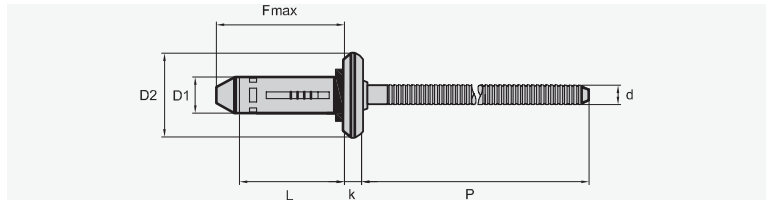
PRESSLASCHENBLINDNIETE (KONSTRUKTIONSBAU) FLACHRUNDKOPF MIT GERILLTEM NIETDORN

TRIPLE CLAW BLIND RIVETS (CONSTRUCTION) DOMED HEAD WITH GROOVED MANDREL

RIVETS TRIPLE (ENGINEERING) TÊTE PLATE CLOU CANNELÉ



Aluminium AIMG 5 Aluminium AlCuMg 1 mit EPDM Dichtscheibe
Aluminium AIMG 5 Aluminium AlCuMg 1 with EPDM washer
Aluminium AIMG 5 Aluminium AlCuMg 1 avec rondelle en EPDM



Ø 5,2 mm

D1 = 5,1 + 0,09 / - 0,1 mm
D2 = 11,5 + 0 / - 0,2 mm
k = 2,2 + / - 0,3 mm
d = 2,9 mm + / - 0,1 mm
P = ≥ 25,4 mm
L = + 0,5 / - 0,8 mm + / - 0,4 mm
5,3 - 5,5 mm

D1	F-Max	Ø	CODE	Ø	Ø	Ø	Ø
5,2 x 17,5 mm	22,1 mm	0,5 - 4,8 mm	70880 05217	2700 N	1950 N	250	2500
5,2 x 19,1 mm	23,7 mm	1,6 - 6,4 mm	80805 52190				
5,2 x 22,2 mm	26,9 mm	4,7 - 9,5 mm	80805 52220				
5,2 x 25,4 mm	30,1 mm	7,9 - 12,7 mm	80805 52250				
5,2 x 28,6 mm	33,3 mm	11,1 - 15,9 mm	80805 52280				
5,2 x 31,8 mm	38,6 mm	14,3 - 19,1 mm	80805 52310				

Ø 6,3 mm

D1 = 6,3 + / - 0,1 mm
D2 = 14,4 + / - 0,3 mm
k = 3,8 + / - 0,2 mm
d = 3,9 mm + / - 0,1 mm
P = ≥ 25,4 mm
L = + 0,5 / - 0,8 mm + / - 0,4 mm
6,4 - 6,6 mm

D1	F-Max	Ø	CODE	Ø	Ø	Ø	Ø
6,3 x 20,2 mm	24,7 mm	1,6 - 6,4 mm	80805 63202	3780 N	2250 N	250	2500
6,3 x 23,4 mm	27,9 mm	3,2 - 9,5 mm	80805 63234				
6,3 x 26,5 mm	31,0 mm	6,4 - 12,7 mm	80805 63265				
6,3 x 29,7 mm	34,2 mm	9,5 - 15,9 mm	80805 63297				

Ø 7,5 mm

D1 = 7,6 + / - 0,2 mm
D2 = 18,6 + / - 0,5 mm
k = 5,0 + / - 0,3 mm
d = 4,3 mm + / - 0,2 mm
P = ≥ 25,4 mm
L = + 0,5 / - 0,8 mm + / - 0,5 mm
7,8 - 8,2 mm

D1	F-Max	Ø	CODE	Ø	Ø	Ø	Ø
7,5 x 28,0 mm	32,2 mm	1,1 - 9,5 mm	80805 75280	5500 N	4400 N	250	2500
7,5 x 34,0 mm	38,2 mm	6,4 - 15,9 mm	80805 75340				
7,5 x 37,0 mm	41,2 mm	9,5 - 19,1 mm	80805 75370				

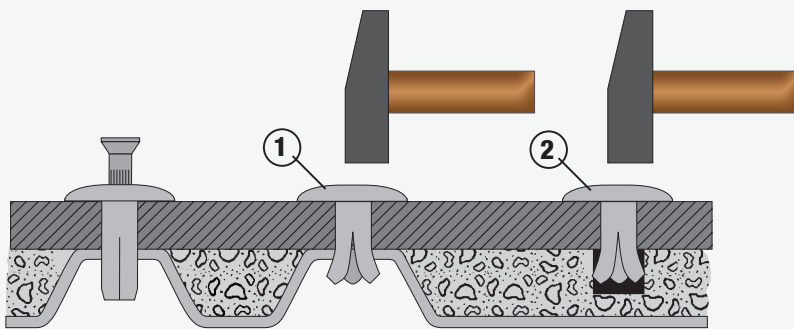
Zur Verarbeitung der „TRE-GO“ ist ein spezielles Mundstück zu verwenden.

For the processing of blind rivets „TRE-GO“ a special mouthpiece must be used.

Vous devez utiliser une pièce de pose spéciale pour poser les rivets „TRE-GO“.



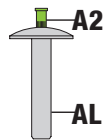
HAMMERSCHLAGBLINDNIETE HAMMER DRIVE BLIND RIVETS RIVETS EXPANSÉS



Lieferbar in den folgenden Qualitäten

Available in the following qualities

Livrables dans les matériaux suivants



Anwendungen

- Dachbau
- Baubereich
- Befestigung in Stein oder Beton und vieles mehr

Wichtig!

Bei Sacklochbohrungen ist auf Bauteilbeschaffenheit und Festigkeitsanforderungen für die optimale Nietlänge zu achten!

Eigenschaften

- verschiedenste Materialkombinationen (Holz, Kunststoff, Beton Metall etc.) können bei Durchgangsbohrung (1) oder Sacklochbohrung (2) vernietet werden
- einfache Verarbeitung: beim Schlag mit dem Hammer auf den Nietdorn spreizt sich das Schaftende der Niethülse in drei Teile

Applications

- roofing
- building
- connections in stone, brick or concrete and many others

Important!

When using blind holes, component condition and strength requirements have to be considered for the optimum rivet length!

Characteristics

- different material combinations (e.g. wood, plastic, concrete, metal etc.) can be riveted either with through hole (1) or pocket hole (2)
- easy handling: by hitting the mandrel with a hammer, the rivet body is splitting into 3 parts and expands within or outside the hole

Utilisation

- construction de toitures
- construction
- fixation sur pierre ou béton et plus encore

Important!

Il est important dans les applications avec des trous débouchants de faire attention à la constitution des différents éléments et aux exigences de la fixation pour choisir la longueur du rivet la mieux adaptée!

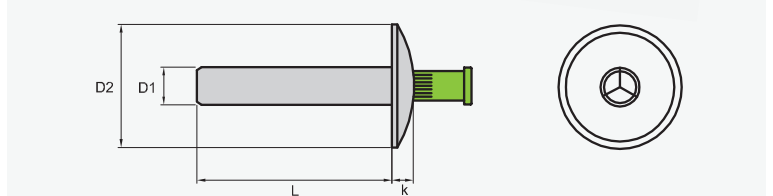
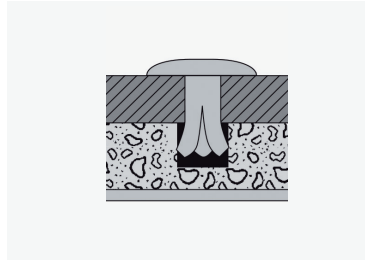
Caractéristiques

- nombreuses possibilités de combinaison de matériaux (bois, plastiques, béton, métaux etc....). Peuvent être utilisés pour des applications avec des trous débouchants ou des trous borgnes
- pose facile: Un coup de marteau sur la tige suffit pour que le corps du rivet s'ouvre en 3 parties

HAMMERSCHLAGBLINDNIETE FLACHRUNDKOPF

HAMMER DRIVE BLIND RIVETS DOMED HEAD

RIVETS EXPANSÉS TÊTE PLATE



Aluminium AIMG 3
Aluminium AIMG 3
Aluminium AIMG 3

Edelstahl A2 [1.4301]
Stainless steel A2 [AISI 304]
Acier inox A2 [1.4301]

Ø 4,8 mm D2 = 12,0 mm

D1 = 4,8 + 0,08 / - 0,15 mm

D2 = 12,0 +/- 0,5 mm

k = max. 2,2 mm

L = + 1,0 / - 0,2 mm

4,9 - 5,0 mm

		CODE				
4,8 x 10,0 mm	5,5 - 7,5 mm	60606 48100	3400 N	2000 N	250	2500
4,8 x 12,0 mm	7,5 - 9,5 mm	60606 48120				

Ø 4,8 mm D2 = 15,0 mm

D1 = 4,8 + 0,08 / - 0,15 mm

D2 = 15,0 +/- 0,5 mm

k = max. 2,2 mm

L = + 1,0 / - 0,2 mm

4,9 - 5,0 mm

		CODE				
4,8 x 16,0 mm	11,5 - 13,0 mm	60606 48160	3400 N	2000 N	250	2500
4,8 x 18,0 mm	13,0 - 14,5 mm	60606 48180				
4,8 x 20,0 mm	15,5 - 17,0 mm	60606 48200				
4,8 x 25,0 mm	20,5 - 22,0 mm	60606 48250				
4,8 x 30,0 mm	24,5 - 26,0 mm	60606 48300				
4,8 x 35,0 mm	29,5 - 31,0 mm	60606 48350				
4,8 x 40,0 mm	34,5 - 36,0 mm	60606 48400				
4,8 x 45,0 mm	40,5 - 42,0 mm	60606 48450				
4,8 x 50,0 mm	45,5 - 47,0 mm	60606 48500				

Ø 6,4 mm auf Anfrage lieferbar

Ø 6,4 mm available on request

Ø 6,4 mm livrable sur demande

= 4,9 mm bei weichen Bauteilen / for softer materials / pour matériaux tendres

= 5,0 mm bei festen Bauteilen / for harder materials / pour matériaux durs

GERÄTEMATRIX / TOOL SELECTION GUIDE

APPAREILS OLEOPNEUMATIQUES POUR RIVETS

WELCHES NIETWERKZEUG NIETET WAS?

WHICH RIVETING TOOL SETS WHAT?

QUEL APPAREIL UTILISER POUR QUEL RIVET?



			BLINDNIETE / BLIND RIVETS / RIVETS Ø								
			2,4 mm	3,0 mm	3,2 mm	4,0 mm	4,8 mm	5,0 mm	6,0 mm	6,4 mm	7,5 mm
GO-3	22900 00030										
GO-55	22900 00550						AS	AS			
GO-360	22900 03600					AS	A	A			
GO-40	22900 00400										
GO-25-SN	22900 00250										
GO-12-R	22450 00200										
AIRPOWER 1	22440 00001										
AIRPOWER 2	22440 00002										
AIRPOWER 3	22440 00003										
GO-100	22660 10006										
GO-100+	22660 12006						A (5,2 mm)			A	A
GO-200	22660 20006										

A = Alu / Kupfer
S = Stahl
E = Edelstahl / Monel

A = aluminum / copper
S = steel
E = stainless steel / monel

A = alu / cuivre
S = acier
E = inox / monel

Blaues Feld = Empfohlener Arbeitsbereich ASE
Blue field = recommended working range ASE
Case bleue = utilisation conseillée ASE

Ausnahmen sind mit entsprechenden Buchstaben gekennzeichnet.
Exceptions are indicated by relevant letters.
Les exceptions sont marquées avec les lettres correspondantes.

* = Zum Setzen wird ein Spezialmundstück notwendig.
* = Special nose piece required for setting.
* = accessoire spécial nécessaire pour la pose.

Technische Änderungen vorbehalten Subject to technical modifications Sous réserve de modifications (techniques)

AIRPOWER 1

PNEUMATISCH-HYDRAULISCHES BLINDNIETSETZGERÄT
PNEUMATIC-HYDRAULIC BLIND RIVET SETTING TOOL
PISTOLET OLÉOPNEUMATIQUE POUR RIVETS

Arbeitsbereich / Capacity / Utilisation

ø 2,4 - 5,0 mm

alle Materialien

all materials

pour tout matériau



AIRPOWER 2

PNEUMATISCH-HYDRAULISCHES BLINDNIETSETZGERÄT
PNEUMATIC-HYDRAULIC BLIND RIVET SETTING TOOL
PISTOLET OLÉOPNEUMATIQUE POUR RIVETS

Arbeitsbereich / Capacity / Utilisation

ø 4,0 - 6,4 mm

alle Materialien

all materials

pour tout matériau



GO-12-R

ZWEIHAND-BLINDNIET RATSCH
TWO HAND OPERATING RATCHET TOOL FOR BLIND RIVETS
PINCE À RIVETER À CLIQUET POUR RIVETS

Arbeitsbereich / Capacity / Utilisation

ø 4,8 - 6,4 mm

alle Materialien

all materials

pour tout matériau



GO-100

ELEKTROMECHANISCHES, KABELLOSES BLINDNIETSETZGERÄT
ELECTROMECHANIC, WIRELESS BLIND RIVET SETTING TOOL
RIVETEUSE À ACCU

Arbeitsbereich / Capacity / Utilisation

ø 2,4 - 5,0 mm

alle Materialien

all materials

pour tout matériau



GO-3

EINHAND-BLINDNIETZANGE
ONE HAND OPERATING TOOL
PINCE À RIVETER À UNE MAIN

Arbeitsbereich / Capacity / Utilisation
 ø 2,4 - 4,8 mm
 alle Materialien
 all materials
 pour tout matériau



GO-55

EINHAND-BLINDNIETZANGE
ONE HAND OPERATING TOOL
PINCE À RIVETER À UNE MAIN

Arbeitsbereich / Capacity / Utilisation
 ø 2,4 - 4,0 mm ø 4,8 mm
 alle Materialien Aluminium und Stahl
 all materials Aluminium and Steel
 pour tout matériau Aluminium et Acier



GO-360

EINHAND-BLINDNIETZANGE
ONE HAND OPERATING TOOL
PINCE À RIVETER À UNE MAIN

Arbeitsbereich / Capacity / Utilisation
 ø 2,4 - 3,2 mm ø 4,0 mm ø 4,8 mm
 alle Materialien Aluminium und Stahl Aluminium
 all materials Aluminium and Steel
 pour tout matériau Aluminium et Acier



GO-40

ZWEIHAND-BLINDNIETHEBELZANGE
TWO HAND BLIND RIVETER
PINCE À LEVIER À DEUX MAINS

Arbeitsbereich / Capacity / Utilisation
 ø 3,2 - 6,4 mm
 alle Materialien / all materials / pour tout matériau
HOCHFESTE BLINDNIETE
HIGH STRENGTH BLIND RIVETS
RIVETS À HAUTE RÉSIDENCE
 ø 4,8 mm ø 6,0 - 6,4 mm
 alle Materialien Aluminium und Stahl
 all materials Aluminium and Steel
 pour tout matériau Aluminium et Acier



GO-25-SN

EINHAND-BLINDNIETSCHERE
ONE HAND LAZY TONG HAND RIVETER
PINCE À RIVETER À EXTENSEURS

Arbeitsbereich / Capacity / Utilisation
 ø 3,2 - 6,4 mm
 alle Materialien / all materials / pour tout matériau
HOCHFESTE BLINDNIETE
HIGH STRENGTH BLIND RIVETS
RIVETS À HAUTE RÉSIDENCE
 ø 4,8 mm ø 6,0 - 6,4 mm
 alle Materialien Aluminium und Stahl
 all materials Aluminium and Steel
 pour tout matériau Aluminium et Acier



EL-48-R

EINHAND-BLINDNIETZANGE ONE HAND OPERATING TOOL PINCE À RIVETER À UNE MAIN

Arbeitsbereich / Capacity / Utilisation

ø 3,0/3,2 - 4,0 mm

alle Materialien

all materials

pour tout matériau

ø 4,8 mm

Aluminium

Aluminium

Aluminium



EL-64-R

EINHAND-BLINDNIETZANGE ONE HAND OPERATING TOOL PINCE À RIVETER À UNE MAIN

Arbeitsbereich / Capacity / Utilisation

ø 3,2 - 6,4 mm

alle Materialien

all materials

pour tout matériau



EL-64-SN

EINHAND-BLINDNIETSCHERE ONE HAND LAZY TONG HAND RIVETER PINCE À RIVETER À EXTENSEURS

Arbeitsbereich / Capacity / Utilisation

ø 3,2 - 6,4 mm

alle Materialien

all materials

pour tout matériau





TUV NORD

ZERTIFIKAT

für das Managementsystem nach
DIN EN ISO 9001 : 2015

TUV NORD

CERTIFICATE

Management system as per
DIN EN ISO 9001 : 2015

Der Nachweis der regelwerkskonformen Anwendung wurde erbracht und wird gemäß TÜV NORD CERT-Verfahren bescheinigt für

In accordance with TÜV NORD CERT procedures, it is hereby certified that

Goebel GmbH
Mühlenstraße 2-4
40699 Erkrath
Deutschland



Goebel GmbH
Mühlenstraße 2-4
40699 Erkrath
Germany



Geltungsbereich

Entwicklung, Herstellung und Vertrieb von Verbindungselementen (Schrauben, Nieten und Kappenschlossern) sowie Verarbeitungswerkzeugen und deren Wartung- und Reparaturservice

applies a management system in line with the above standard for the following scope

Development, manufacture and distribution of connecting elements (screws, rivets and toggles) as well processing tools with maintenance and repair service

TUV NORD

CERTIFICAT

Pour le Système de Management selon la norme
DIN EN ISO 9001 : 2015

Selon les procédures du TÜV NORD CERT, nous certifions ci-après

Zertifikat-Registrier-Nr. 44 100 070849
Audit-Report-Nr. 3522 6244

Gültig von 2019-08-29
Gültig bis 2022-08-28
Erstbescheinigung 2007

Jürgen Landolt
Präsident TÜV NORD CERT GmbH

Essen, 2019-07-23

Diese Zertifizierung wurde gemäß TÜV NORD CERT-Verfahren zur Auditierung und Zertifizierung durchgeführt und wird regelmäßig überwacht.
Die Gültigkeit kann unter <https://www.tuev-nord.de/de/unternehmen/zertifizierung/zertifikatsdatenbank> verifiziert werden.

TÜV NORD CERT GmbH Langemarckstraße 20 45141 Essen www.tuev-nord-cert.de



Goebel GmbH
Mühlenstraße 2-4
40699 Erkrath
Allemagne

applique un Système de Management conforme aux exigences de la norme ci-dessus pour le domaine suivant

Développement, fabrication et vente de pièces de fixation (vis, rivets, grenouillères) ainsi que d'outillage de pose avec maintenance et réparation.

Numéro d'enregistrement 44 100 070849
Rapport d'audit: N° 3522 6244

Valable du 2019-08-29
Valable jusqu'au 2022-08-28
Certification initiale 2007

Jürgen Landolt
Président TÜV NORD CERT GmbH

Essen, 2019-07-23

Cette certification a été réalisée en conformité avec les procédures d'audit et de certification du TÜV NORD CERT et est soumise à des audits de surveillance réguliers.
La validité peut être vérifiée via <https://www.tuev-nord.de/de/unternehmen/zertifizierung/zertifikatsdatenbank>.

TÜV NORD CERT GmbH Langemarckstraße 20 45141 Essen www.tuev-nord-cert.com



TUV NORD

CERTIFICATE

Management system as per
DIN EN ISO 9001 : 2015

In accordance with TÜV NORD CERT procedures, it is hereby certified that

Zertifikat-Registrier-Nr. 44 100 070849
Audit-Report-Nr. 3522 6244

Gültig von 2019-08-29
Valid until 2022-08-28
Initial certification 2007

Jürgen Landolt
Präsident TÜV NORD CERT GmbH

Essen, 2019-07-23

This certification was conducted in accordance with the TÜV NORD CERT auditing and certification procedures and is subject to regular surveillance audits.
Validity can be verified at <https://www.tuev-nord.de/de/unternehmen/zertifizierung/zertifikatsdatenbank>.

TÜV NORD CERT GmbH Langemarckstraße 20 45141 Essen www.tuev-nord-cert.com



Goebel GmbH
Mühlenstraße 2-4
40699 Erkrath
Germany

stosuje system zarzadzania zgodnie z powyższą normą w zakresie

Rozwój, produkcja i dystrybucja elementów złącznych (wkręty, nitki i zamki kapturowe) oraz narzędzia z konserwacją i obsługą serwisową.

Numar rejestracyjny 44 100 070849
Protokół z auditu nr 3522 6244

Ważny od: 2019-08-29
Ważny do: 2022-08-28
Risk pierwszoczasowa certyfikacji 2007

Jürgen Landolt
Präsident TÜV NORD CERT GmbH

Essen, 2019-07-23

Certyfikacja została przeprowadzona i jest systematycznie nadzorowana zgodnie z procedurą audytową i certyfikacyjną TÜV NORD CERT.
Ważność certyfikatu można sprawdzić pod adresem: <https://www.tuev-nord.de/de/unternehmen/zertifizierung/zertifikatsdatenbank>.

TÜV NORD CERT GmbH Langemarckstraße 20 45141 Essen www.tuev-nord-cert.com





GERMANY HEADQUARTER

GOEBEL GMBH
SCHRAUB- UND VERBINDUNGSTECHNIK
MÜHLENSTRASSE 2-4
D-40699 ERKRATH
TEL.: +49 -(0) 211- 245000-0
E-MAIL: DE@GOEBEL-GROUP.COM
WEB: WWW.GOEBEL-GROUP.COM

THE NETHERLANDS

GOEBEL BV
SCHROEF- EN VERBINDINGSTECHNIEK
ARESSTRAAT 13-02/04
NL-5048 CD TILBURG
TEL.: +31- (0) 13- 5720229
E-MAIL: NL@GOEBEL-GROUP.COM
WEB: WWW.GOEBEL-GROUP.COM

FRANCE

SOCIÉTÉ GOEBEL
VIS ET TECHNIQUES DE FIXATION
LE DÔME, 1 RUE DE LA HAYE
BP 12910
F-95731 ROISSY CDG CEDEX
TEL.: +33- (0) 1- 82887280
E-MAIL: FR@GOEBEL-GROUP.COM
WEB: WWW.GOEBEL-GROUP.COM

GERMANY FULFILLMENT CENTER

GOEBEL GMBH
SCHRAUB- UND VERBINDUNGSTECHNIK
LUDENBERGER STR. 42-44
D-40699 ERKRATH
TEL.: +49- (0) 211- 245000-0
E-MAIL: DE@GOEBEL-GROUP.COM
WEB: WWW.GOEBEL-GROUP.COM

USA

GOEBEL FASTENERS INC.
5650 GUHN ROAD, SUITE 110
HOUSTON, TX 77040
TEL.: +1- (713) 393 7007
E-MAIL: SALES@GOEBELFASTENERS.COM
WEB: WWW.GOEBELFASTENERS.COM

POLAND

GOEBEL POLSKA SP.Z.O.O.
UL.TOPOLOWA 1
PL-05-805 KANIE
TEL.: +48- (0) 22- 7593678
E-MAIL: PL@GOEBEL-GROUP.COM
WEB: WWW.GOEBEL-GROUP.COM